




Department  
of the  
Treasury  
**Internal  
Revenue  
Service**

**Publication 925**

Cat. No. 64265X

# Passive Activity and At-Risk Rules

For use in preparing  
**2013** Returns



**Get forms and other Information  
faster and easier by  
Internet at [IRS.gov](http://IRS.gov)**

## Contents

Future Developments . . . . .	<a href="#">1</a>
Reminders . . . . .	<a href="#">1</a>
Introduction . . . . .	<a href="#">2</a>
<b>Passive Activity Limits . . . . .</b>	<a href="#">2</a>
Who Must Use These Rules? . . . . .	<a href="#">2</a>
Passive Activities . . . . .	<a href="#">3</a>
Activities That Are Not Passive Activities . . . . .	<a href="#">5</a>
Passive Activity Income and Deductions . . . . .	<a href="#">6</a>
Grouping Your Activities . . . . .	<a href="#">8</a>
Recharacterization of Passive Income . . . . .	<a href="#">9</a>
Dispositions . . . . .	<a href="#">11</a>
How To Report Your Passive Activity Loss . . . . .	<a href="#">12</a>
<b>Comprehensive Example . . . . .</b>	<a href="#">12</a>
General Information . . . . .	<a href="#">12</a>
<b>At-Risk Limits . . . . .</b>	<a href="#">24</a>
Who Is Affected? . . . . .	<a href="#">24</a>
Activities Covered by the At-Risk Rules . . . . .	<a href="#">24</a>
At-Risk Amounts . . . . .	<a href="#">25</a>
Amounts Not At Risk . . . . .	<a href="#">26</a>
Reductions of Amounts At Risk . . . . .	<a href="#">26</a>
Recapture Rule . . . . .	<a href="#">26</a>
<b>Index . . . . .</b>	<a href="#">28</a>

## Future Developments

For the latest developments related to Publication 925, such as legislation enacted after it was published, go to [www.irs.gov/pub925](http://www.irs.gov/pub925).

## Reminders

**At-risk amounts.** The following rules apply to amounts borrowed after May 3, 2004.

- You must file Form 6198, At-Risk Limitations, if you are engaged in an activity included in (6) under [Activities Covered by the At-Risk Rules](#) and you have borrowed certain amounts described in [Certain borrowed amounts excluded](#) under [At-Risk Amounts](#) in this publication.
- You may be considered at risk for certain amounts described in [Certain borrowed amounts excluded](#) under [At-Risk Amounts](#) secured by real property used in the activity of holding real property (other than mineral property) that, if nonrecourse, would be qualified nonrecourse financing.

**Photographs of missing children.** The Internal Revenue Service is a proud partner with the National Center for Missing and Exploited Children. Photographs of missing children selected by the Center may appear in this publication on pages that would otherwise be blank. You can help bring these children home by looking at the

photographs and calling 1-800-THE-LOST (1-800-843-5678) if you recognize a child.

## Introduction

This publication discusses two sets of rules that may limit the amount of your deductible loss from a trade, business, rental, or other income-producing activity. The first part of the publication discusses the passive activity rules. The second part discusses the at-risk rules. However, when you figure your allowable losses from any activity, you must apply the at-risk rules before the passive activity rules.

**Comments and suggestions.** We welcome your comments about this publication and your suggestions for future editions.

You can write to us at the following address:

Internal Revenue Service  
Tax Forms and Publications Division  
1111 Constitution Ave. NW, IR-6526  
Washington, DC 20224

We respond to many letters by telephone. Therefore, it would be helpful if you would include your daytime phone number, including the area code, in your correspondence.

You can send your comments from [www.irs.gov/formspubs/](http://www.irs.gov/formspubs/). Click on "More Information" and then on "Comment on Tax Forms and Publications."

Although we cannot respond individually to each comment received, we do appreciate your feedback and will consider your comments as we revise our tax products.

**Ordering forms and publications.** Visit [www.irs.gov/formspubs/](http://www.irs.gov/formspubs/) to download forms and publications, call 1-800-TAX-FORM (1-800-829-3676), or write to the address below and receive a response within 10 days after your request is received.

Internal Revenue Service  
1201 N. Mitsubishi Motorway  
Bloomington, IL 61705-6613

**Tax questions.** If you have a tax question, check the information available on IRS.gov or call 1-800-829-1040. We cannot answer tax questions sent to either of the above addresses.

## Useful Items

You may want to see:

### Publication

- 527 Residential Rental Property (Including Rental of Vacation Homes)
- 541 Partnerships

### Form (and Instructions)

- 4952 Investment Interest Expense Deduction
- 6198 At-Risk Limitations
- 8582 Passive Activity Loss Limitations
- 8582-CR Passive Activity Credit Limitations

- 8810 Corporate Passive Activity Loss and Credit Limitations
- 8949 Sales and Other Dispositions of Capital Assets

See [How To Get Tax Help](#) near the end of this publication for information about getting these publications and forms.

## Passive Activity Limits

### Who Must Use These Rules?

The passive activity rules apply to:

- Individuals,
- Estates,
- Trusts (other than grantor trusts),
- Personal service corporations, and
- Closely held corporations.

Even though the rules do not apply to grantor trusts, partnerships, and S corporations directly, they do apply to the owners of these entities.

For information about personal service corporations and closely held corporations, including definitions and how the passive activity rules apply to these corporations, see Form 8810 and its instructions.



*Before applying the passive activity limits, you must first determine the amount of the deductions disallowed under the basis, excess farm loss, or at-risk rules. See [Passive Activity Deductions](#), later.*

## Passive Activity Loss

Generally, the passive activity loss for the tax year is not allowed. However, there is a special allowance under which some or all of your passive activity loss may be allowed. See [Special \\$25,000 allowance](#), later.

**Definition of passive activity loss.** Generally, your passive activity loss for the tax year is the excess of your passive activity deductions over your passive activity gross income. See [Passive Activity Income and Deductions](#), later.

For a closely held corporation, the passive activity loss is the excess of passive activity deductions over the sum of passive activity gross income and net active income. For details on net active income, see the Instructions for Form 8810. For the definition of passive activity gross income, see [Passive Activity Income](#), later. For the definition of passive activity deductions, see [Passive Activity Deductions](#), later.

### Identification of Disallowed Passive Activity Deductions

If all or a part of your passive activity loss is disallowed for the tax year, you may need to allocate the disallowed passive activity loss among different passive activities and among different deductions within a passive activity.

**Allocation of disallowed passive activity loss among activities.** If all or any part of your

passive activity loss is disallowed for the tax year, a ratable portion of the loss (if any) from each of your passive activities is disallowed. The ratable portion of a loss from an activity is computed by multiplying the passive activity loss that is disallowed for the tax year by the fraction obtained by dividing:

1. The loss from the activity for the tax year; by
2. The sum of the losses for the tax year from all activities having losses for the tax year.

Use Worksheet 5 of Form 8582 to figure the ratable portion of the loss from each activity that is disallowed.

**Loss from an activity.** The term "loss from an activity" means:

1. The amount by which the passive activity deductions (defined later) from the activity for the tax year exceed the passive activity gross income (defined later) from the activity for the tax year; reduced by
2. Any part of such amount that is allowed under the [Special \\$25,000 Allowance](#), later.

If your passive activity gross income from significant participation passive activities (defined later) for the tax year is more than your passive activity deductions from those activities for the tax year, those activities shall be treated, solely for purposes of figuring your loss from the activity, as a single activity that does not have a loss for such taxable year. See [Significant Participation Passive Activities](#), later.

**Example.** John Pine holds interests in three passive activities, A, B, and C. The gross income and deductions from these activities for the taxable year are as follows:

	A	B	C	Total
Gross income	\$7,000	\$4,000	\$12,000	\$23,000
Deductions	(16,000)	(20,000)	(8,000)	(44,000)
Net income (loss)	(\$9,000)	(\$16,000)	\$4,000	(\$21,000)

John Pine's \$21,000 passive activity loss for the taxable year is disallowed. Therefore, a ratable portion of the losses from activities A and B is disallowed. He figures the disallowed portion of each loss as follows:

A: \$21,000 x \$9,000/\$25,000	\$7,560
B: \$21,000 x \$16,000/\$25,000	13,440
Total	<u>\$21,000</u>

**Allocation within loss activities.** If all or any part of your loss from an activity is disallowed under [Allocation of disallowed passive activity loss among activities](#) for the tax year, a ratable portion of each of your passive activity deductions (defined later), other than an excluded deduction (defined below) from such activity is

disallowed. The ratable portion of a passive activity deduction is the amount of the disallowed portion of the loss from the activity for the tax year multiplied by the fraction obtained by dividing:

1. The amount of such deduction; by
2. The sum of all of your passive activity deductions (other than excluded deductions) from that activity from the tax year.

**Excluded deductions.** “Excluded deduction” means any passive activity deduction that is taken into account in computing your net income from an item of property for a taxable year in which an amount of the taxpayer's gross income from such item of property is treated as not from a passive activity. See [Recharacterization of Passive Income](#), later.

**Separately identified deductions.** In identifying the deductions from an activity that are disallowed, you do not need to account separately for a deduction unless such deduction may, if separately taken into account, result in an income tax liability for any tax year different from that which would result were such deduction not taken into account separately.

Use Form 8582, Worksheet 7, for any activity if you have passive activity deductions for that activity that must be separately identified.

Deductions that must be accounted for separately include (but are not limited to) the following deductions.

- Deductions that arise in a rental real estate activity in tax years in which you actively participate in such activity. See [Active participation](#), later.
- Deductions that arise in a rental real estate activity in tax years in which you do not actively participate in such activity. See [Active participation](#), later.
- Losses from sales or exchanges of capital assets.
- Section 1231 losses. See *Section 1231 Gains and Losses* in Publication 544, Sales and Other Disposition of Assets, for more information.

## Carryover of Disallowed Deductions

In the case of an activity with respect to which any deductions or credits are disallowed for a taxable year (the loss activity), the disallowed deductions are allocated among your activities for the next tax year in a manner that reasonably reflects the extent to which each activity continues the loss activity. The disallowed deductions or credits allocated to an activity under the preceding sentence are treated as deductions or credits from the activity for the next tax year. For more information, see Regulations section 1.469-1(f)(4).

## Passive Activity Credit

Generally, the passive activity credit for the tax year is disallowed.

The passive activity credit is the amount by which the sum of all your credits subject to the passive activity rules exceed your regular tax liability allocable to all passive activities for the

tax year. Credits that are included in figuring the general business credit are subject to the passive activity rules.

See the Instructions for Form 8582-CR for more information.

## Publicly Traded Partnership

You must apply the rules in this part separately to your income or loss from a passive activity held through a publicly traded partnership (PTP). You also must apply the limit on passive activity credits separately to your credits from a passive activity held through a PTP.

You can offset deductions from passive activities of a PTP only against income or gain from passive activities of the same PTP. Likewise, you can offset credits from passive activities of a PTP only against the tax on the net passive income from the same PTP. This separate treatment rule also applies to a regulated investment company holding an interest in a PTP for the items attributable to that interest.

For more information on how to apply the passive activity loss rules to PTPs, and on how to apply the limit on passive activity credits to PTPs, see *Publicly Traded Partnerships (PTPs)* in the Instructions for Forms 8582 and 8582-CR, respectively.

## Excess Farm Loss

If you receive an applicable subsidy for any tax year and you have an excess farm loss for the tax year, special rules apply. These rules do not apply to C corporations. For information, see the Instructions for Schedule F (Form 1040), Profit or Loss From Farming.

## Passive Activities

There are two kinds of passive activities.

- Trade or business activities in which you do not materially participate during the year.
- Rental activities, even if you do materially participate in them, unless you are a real estate professional.

Material participation in a trade or business is discussed later, under [Activities That Are Not Passive Activities](#).

**Treatment of former passive activities.** A former passive activity is an activity that was a passive activity in any earlier tax year, but is not a passive activity in the current tax year. You can deduct a prior year's unallowed loss from the activity up to the amount of your current year net income from the activity. Treat any remaining prior year unallowed loss like you treat any other passive loss.

In addition, any prior year unallowed passive activity credits from a former passive activity offset the allocable part of your current year tax liability. The allocable part of your current year tax liability is that part of this year's tax liability that is allocable to the current year net income from the former passive activity. You figure this after you reduce your net income from the activity by any prior year unallowed loss from that activity (but not below zero).

## Trade or Business Activities

A trade or business activity is an activity that:

- Involves the conduct of a trade or business (that is, deductions would be allowable under section 162 of the Internal Revenue Code if other limitations, such as the passive activity rules, did not apply),
- Is conducted in anticipation of starting a trade or business, or
- Involves research or experimental expenditures that are deductible under Internal Revenue Code section 174 (or that would be deductible if you chose to deduct rather than capitalize them).

A trade or business activity does not include a rental activity or the rental of property that is incidental to an activity of holding the property for investment.

You generally report trade or business activities on Schedule C, C-EZ, F, or in Part II or III of Schedule E.

## Rental Activities

A rental activity is a passive activity even if you materially participated in that activity, unless you materially participated as a real estate professional. See [Real Estate Professional](#) under *Activities That Are Not Passive Activities*, later. An activity is a rental activity if tangible property (real or personal) is used by customers or held for use by customers, and the gross income (or expected gross income) from the activity represents amounts paid (or to be paid) mainly for the use of the property. It does not matter whether the use is under a lease, a service contract, or some other arrangement.

**Exceptions.** Your activity is not a rental activity if any of the following apply.

1. The average period of customer use of the property is 7 days or less. You figure the average period of customer use by dividing the total number of days in all rental periods by the number of rentals during the tax year. If the activity involves renting more than one class of property, multiply the average period of customer use of each class by a fraction. The numerator of the fraction is the gross rental income from that class of property and the denominator is the activity's total gross rental income. The activity's average period of customer use will equal the sum of the amounts for each class.
2. The average period of customer use of the property, as figured in (1) above, is 30 days or less and you provide significant personal services with the rentals. Significant personal services include only services performed by individuals. To determine if personal services are significant, all relevant facts and circumstances are taken into consideration, including the frequency of the services, the type and amount of labor required to perform the services, and the value of the services relative to the amount charged for use of the property. Significant personal services do not include the following.



- a. Services needed to permit the lawful use of the property,
  - b. Services to repair or improve property that would extend its useful life for a period substantially longer than the average rental, and
  - c. Services that are similar to those commonly provided with long-term rentals of real estate, such as cleaning and maintenance of common areas or routine repairs.
3. You provide extraordinary personal services in making the rental property available for customer use. Services are extraordinary personal services if they are performed by individuals and the customers' use of the property is incidental to their receipt of the services.
  4. The rental is incidental to a nonrental activity. The rental of property is incidental to an activity of holding property for investment if the main purpose of holding the property is to realize a gain from its appreciation and the gross rental income from the property is less than 2% of the smaller of the property's unadjusted basis or fair market value. The unadjusted basis of property is its cost not reduced by depreciation or any other basis adjustment. The rental of property is incidental to a trade or business activity if all of the following apply.
    - a. You own an interest in the trade or business activity during the year.
    - b. The rental property was used mainly in that trade or business activity during the current year, or during at least 2 of the 5 preceding tax years.
    - c. Your gross rental income from the property is less than 2% of the smaller of its unadjusted basis or fair market value. Lodging provided to an employee or the employee's spouse or dependents is incidental to the activity or activities in which the employee performs services if the lodging is furnished for the employer's convenience.
  5. You customarily make the rental property available during defined business hours for nonexclusive use by various customers.
  6. You provide the property for use in a nonrental activity in your capacity as an owner of an interest in the partnership, S corporation, or joint venture conducting that activity.



If you meet any of the exceptions listed above, see the instructions for Form 8582 for information about how to report any income or loss from the activity.

**Special \$25,000 allowance.** If you or your spouse actively participated in a passive rental real estate activity, the amount of the passive activity loss that is disallowed is decreased and you therefore can deduct up to \$25,000 of loss from the activity from your nonpassive income.

This special allowance is an exception to the general rule disallowing the passive activity loss. Similarly, you can offset credits from the activity against the tax on up to \$25,000 of nonpassive income after taking into account any losses allowed under this exception.

If you are married, filing a separate return, and lived apart from your spouse for the entire tax year, your special allowance cannot be more than \$12,500. If you lived with your spouse at any time during the year and are filing a separate return, you cannot use the special allowance to reduce your nonpassive income or tax on nonpassive income.

The maximum special allowance is reduced if your modified adjusted gross income exceeds certain amounts. See [Phaseout rule](#), later.

**Example.** Kate, a single taxpayer, has \$70,000 in wages, \$15,000 income from a limited partnership, a \$26,000 loss from rental real estate activities in which she actively participated, and is not subject to the modified adjusted gross income phaseout rule. She can use \$15,000 of her \$26,000 loss to offset her \$15,000 passive income from the partnership. She actively participated in her rental real estate activities, so she can use the remaining \$11,000 rental real estate loss to offset \$11,000 of her nonpassive income (wages).

**Commercial revitalization deduction (CRD).** The special allowance must first be applied to losses from rental real estate activities figured without the CRD. Any remaining part of the special allowance is available for the CRD from the rental real estate activities and is not subject to the active participation rules or the phaseout based on modified adjusted gross income.



You cannot claim a CRD for a building placed in service after December 31, 2009.

**Active participation.** Active participation is not the same as material participation (defined later). Active participation is a less stringent standard than material participation. For example, you may be treated as actively participating if you make management decisions in a significant and bona fide sense. Management decisions that count as active participation include approving new tenants, deciding on rental terms, approving expenditures, and similar decisions.

Only individuals can actively participate in rental real estate activities. However, a decedent's estate is treated as actively participating for its tax years ending less than 2 years after the decedent's death, if the decedent would have satisfied the active participation requirement for the activity for the tax year the decedent died.

A decedent's qualified revocable trust can also be treated as actively participating if both the trustee and the executor (if any) of the estate choose to treat the trust as part of the estate. The choice applies to tax years ending after the decedent's death and before:

- 2 years after the decedent's death if no estate tax return is required, or

- 6 months after the estate tax liability is finally determined if an estate tax return is required.

The choice is irrevocable and cannot be made later than the due date for the estate's first income tax return (including any extensions).

Limited partners are not treated as actively participating in a partnership's rental real estate activities.

You are not treated as actively participating in a rental real estate activity unless your interest in the activity (including your spouse's interest) was at least 10% (by value) of all interests in the activity throughout the year.

Active participation is not required to take the low-income housing credit, the rehabilitation investment credit, or CRD from rental real estate activities.

**Example.** Mike, a single taxpayer, had the following income and loss during the tax year:

Salary	\$42,300
Dividends	300
Interest	1,400
Rental loss	(4,000)

The rental loss came from a house Mike owned. He advertised and rented the house to the current tenant himself. He also collected the rents and did the repairs or hired someone to do them.

Even though the rental loss is a loss from a passive activity, Mike can use the entire \$4,000 loss to offset his other income because he actively participated.

**Phaseout rule.** The maximum special allowance of \$25,000 (\$12,500 for married individuals filing separate returns and living apart at all times during the year) is reduced by 50% of the amount of your modified adjusted gross income that is more than \$100,000 (\$50,000 if you are married filing separately). If your modified adjusted gross income is \$150,000 or more (\$75,000 or more if you are married filing separately), you generally cannot use the special allowance.

Modified adjusted gross income for this purpose is your adjusted gross income figured without the following.

- Taxable social security and tier 1 railroad retirement benefits.
- Deductible contributions to individual retirement accounts (IRAs) and section 501(c)(18) pension plans.
- The exclusion from income of interest from qualified U.S. savings bonds used to pay qualified higher education expenses.
- The exclusion from income of amounts received from an employer's adoption assistance program.
- Passive activity income or loss included on Form 8582.
- Any rental real estate loss allowed because you materially participated in the rental activity as a [Real Estate Professional](#) (as discussed later, under *Activities That Are Not Passive Activities*).
- Any overall loss from a publicly traded partnership (see *Publicly Traded Partnerships (PTPs)* in the instructions for Form 8582).

- The deduction for the employer-equivalent portion of self-employment tax.
- The deduction for domestic production activities.
- The deduction allowed for interest on student loans.
- The deduction for qualified tuition and related expenses.

**Example.** During 2013, John was unmarried and was not a real estate professional. For 2013, he had \$120,000 in salary and a \$31,000 loss from his rental real estate activities in which he actively participated. His modified adjusted gross income is \$120,000. When he files his 2013 return, he can deduct only \$15,000 of his passive activity loss. He must carry over the remaining \$16,000 passive activity loss to 2014. He figures his deduction and carryover as follows:

Adjusted gross income, modified as required	\$120,000
Minus amount not subject to phaseout	100,000
Amount subject to phaseout rule	\$20,000
Multiply by 50%	× 50%
Required reduction to special allowance	\$10,000
Maximum special allowance	\$25,000
Minus required reduction (see above)	10,000
Adjusted special allowance	\$15,000
Passive loss from rental real estate	\$31,000
Deduction allowable/Adjusted special allowance (see above)	15,000
Amount that must be carried forward	\$16,000

**Exceptions to the phaseout rules.** A higher phaseout range applies to rehabilitation investment credits from rental real estate activities. For those credits, the phaseout of the \$25,000 special allowance starts when your modified adjusted gross income exceeds \$200,000 (\$100,000 if you are a married individual filing a separate return and living apart at all times during the year).

There is no phaseout of the \$25,000 special allowance for low-income housing credits or for the CRD.

**Ordering rules.** If you have more than one of the exceptions to the phaseout rules in the same tax year, you must apply the \$25,000 phaseout against your passive activity losses and credits in the following order.

1. The portion of passive activity losses not attributable to the CRD.
2. The portion of passive activity losses attributable to the CRD.
3. The portion of passive activity credits attributable to credits other than the rehabilitation and low-income housing credits.
4. The portion of passive activity credits attributable to the rehabilitation credit.

5. The portion of passive activity credits attributable to the low-income housing credit.

## Activities That Are Not Passive Activities

The following are not passive activities.

1. Trade or business activities in which you materially participated for the tax year.
2. A working interest in an oil or gas well which you hold directly or through an entity that does not limit your liability (such as a general partner interest in a partnership). It does not matter whether you materially participated in the activity for the tax year. However, if your liability was limited for part of the year (for example, you converted your general partner interest to a limited partner interest during the year) and you had a net loss from the well for the year, some of your income and deductions from the working interest may be treated as passive activity gross income and passive activity deductions. See Temporary Regulations section 1.469-1T(e)(4)(ii).
3. The rental of a dwelling unit that you also used for personal purposes during the year for more than the greater of 14 days or 10% of the number of days during the year that the home was rented at a fair rental.
4. An activity of trading personal property for the account of those who own interests in the activity. See Temporary Regulations section 1.469-1T(e)(6).
5. Rental real estate activities in which you materially participated as a real estate professional. See [Real Estate Professional](#), later.



*You should not enter income and losses from these activities on Form 8582. Instead, enter them on the forms or schedules you would normally use.*

## Material Participation

A trade or business activity is not a passive activity if you materially participated in the activity.

**Material participation tests.** You materially participated in a trade or business activity for a tax year if you satisfy any of the following tests.

1. You participated in the activity for more than 500 hours.
2. Your participation was substantially all the participation in the activity of all individuals for the tax year, including the participation of individuals who did not own any interest in the activity.
3. You participated in the activity for more than 100 hours during the tax year, and you participated at least as much as any other individual (including individuals who did not own any interest in the activity) for the year.

4. The activity is a significant participation activity, and you participated in all significant participation activities for more than 500 hours. A significant participation activity is any trade or business activity in which you participated for more than 100 hours during the year and in which you did not materially participate under any of the material participation tests, other than this test. See [Significant Participation Passive Activities](#), under *Recharacterization of Passive Income*, later.
5. You materially participated in the activity for any 5 (whether or not consecutive) of the 10 immediately preceding tax years.
6. The activity is a personal service activity in which you materially participated for any 3 (whether or not consecutive) preceding tax years. An activity is a personal service activity if it involves the performance of personal services in the fields of health (including veterinary services), law, engineering, architecture, accounting, actuarial science, performing arts, consulting, or any other trade or business in which capital is not a material income-producing factor.
7. Based on all the facts and circumstances, you participated in the activity on a regular, continuous, and substantial basis during the year.

You did not materially participate in the activity under test (7) if you participated in the activity for 100 hours or less during the year. Your participation in managing the activity does not count in determining whether you materially participated under this test if:

- Any person other than you received compensation for managing the activity, or
- Any individual spent more hours during the tax year managing the activity than you did (regardless of whether the individual was compensated for the management services).

**Participation.** In general, any work you do in connection with an activity in which you own an interest is treated as participation in the activity.

**Work not usually performed by owners.** You do not treat the work you do in connection with an activity as participation in the activity if both of the following are true.

- The work is not work that is customarily done by the owner of that type of activity.
- One of your main reasons for doing the work is to avoid the disallowance of any loss or credit from the activity under the passive activity rules.

**Participation as an investor.** You do not treat the work you do in your capacity as an investor in an activity as participation unless you are directly involved in the day-to-day management or operations of the activity. Work you do as an investor includes:

- Studying and reviewing financial statements or reports on operations of the activity,
- Preparing or compiling summaries or analyses of the finances or operations of the activity for your own use, and

- Monitoring the finances or operations of the activity in a nonmanagerial capacity.

**Spouse's participation.** Your participation in an activity includes your spouse's participation. This applies even if your spouse did not own any interest in the activity and you and your spouse do not file a joint return for the year.



**Proof of participation.** You can use any reasonable method to prove your participation in an activity for the year. You do not have to keep contemporaneous daily time reports, logs, or similar documents if you can establish your participation in some other way. For example, you can show the services you performed and the approximate number of hours spent by using an appointment book, calendar, or narrative summary.

**Limited partners.** If you owned an activity as a limited partner, you generally are not treated as materially participating in the activity. However, you are treated as materially participating in the activity if you met test (1), (5), or (6) under [Material participation tests](#), discussed earlier, for the tax year.

You are not treated as a limited partner, however, if you also were a general partner in the partnership at all times during the partnership's tax year ending with or within your tax year (or, if shorter, during that part of the partnership's tax year in which you directly or indirectly owned your limited partner interest).

**Retired or disabled farmer and surviving spouse of a farmer.** If you are a retired or disabled farmer, you are treated as materially participating in a farming activity if you materially participated for 5 or more of the 8 years before your retirement or disability. Similarly, if you are a surviving spouse of a farmer, you are treated as materially participating in a farming activity if the real property used in the activity meets the estate tax rules for special valuation of farm property passed from a qualifying decedent, and you actively manage the farm.

**Corporations.** A closely held corporation or a personal service corporation is treated as materially participating in an activity only if one or more shareholders holding more than 50% by value of the outstanding stock of the corporation materially participate in the activity.

A closely held corporation can also satisfy the material participation standard by meeting the first two requirements for the qualifying business exception from the at-risk limits. See [Special exception for qualified corporations](#) under [Activities Covered by the At-Risk Rules](#), later.

## Real Estate Professional

Generally, rental activities are passive activities even if you materially participated in them. However, if you qualified as a real estate professional, rental real estate activities in which you materially participated are not passive activities. For this purpose, each interest you have in a rental real estate activity is a separate activity, unless you choose to treat all interests in rental real estate activities as one activity. See the Instructions for Schedule E (Form 1040),

Supplemental Income and Loss, for information about making this choice.

If you qualified as a real estate professional for 2013, report income or losses from rental real estate activities in which you materially participated as nonpassive income or losses, and complete line 43 of Schedule E (Form 1040). If you also have an unallowed loss from these activities from an earlier year when you did not qualify, see [Treatment of former passive activities](#) under [Passive Activities](#), earlier.

**Qualifications.** You qualified as a real estate professional for the year if you met both of the following requirements.

- More than half of the personal services you performed in all trades or businesses during the tax year were performed in real property trades or businesses in which you materially participated.
- You performed more than 750 hours of services during the tax year in real property trades or businesses in which you materially participated.

Do not count personal services you performed as an employee in real property trades or businesses unless you were a 5% owner of your employer. You were a 5% owner if you owned (or are considered to have owned) more than 5% of your employer's outstanding stock, outstanding voting stock, or capital or profits interest.

If you file a joint return, do not count your spouse's personal services to determine whether you met the preceding requirements. However, you can count your spouse's participation in an activity in determining if you materially participated.

**Real property trades or businesses.** A real property trade or business is a trade or business that does any of the following with real property.

- Develops or redevelops it.
- Constructs or reconstructs it.
- Acquires it.
- Converts it.
- Rents or leases it.
- Operates or manages it.
- Brokers it.

**Closely held corporations.** A closely held corporation can qualify as a real estate professional if more than 50% of the gross receipts for its tax year came from real property trades or businesses in which it materially participated.

## Passive Activity Income and Deductions

In figuring your net income or loss from a passive activity, take into account only passive activity income and passive activity deductions.

**Self-charged interest.** Certain self-charged interest income or deductions may be treated as passive activity gross income or passive activity deductions if the loan proceeds are used in a passive activity.

Generally, self-charged interest income and deductions result from loans between you and a partnership or S corporation in which you had a direct or indirect ownership interest. This includes both loans you made to the partnership or S corporation and loans the partnership or S corporation made to you.

It also includes loans from one partnership or S corporation to another partnership or S corporation if each owner in the borrowing entity has the same proportional ownership interest in the lending entity.

**Exception.** The self-charged interest rules do not apply to your interest in a partnership or S corporation if the entity made an election under Regulations section 1.469-7(g) to avoid the application of these rules. For more details on the self-charged interest rules, see Regulations section 1.469-7.

## Passive Activity Income

Passive activity income includes all income from passive activities and generally includes gain from disposition of an interest in a passive activity or property used in a passive activity.

Passive activity income does not include the following items.

- Income from an activity that is not a passive activity. These activities are discussed under [Activities That Are Not Passive Activities](#), earlier.
- Portfolio income. This includes interest, dividends, annuities, and royalties not derived in the ordinary course of a trade or business. It includes gain or loss from the disposition of property that produces these types of income or that is held for investment. The exclusion for portfolio income does not apply to self-charged interest treated as passive activity income. For more information on self-charged interest, see [Self-charged interest](#), earlier.
- Personal service income. This includes salaries, wages, commissions, self-employment income from trade or business activities in which you materially participated, deferred compensation, taxable social security and other retirement benefits, and payments from partnerships to partners for personal services.
- Income from positive section 481 adjustments allocated to activities other than passive activities. (Section 481 adjustments are adjustments that must be made due to changes in your accounting method.)
- Income or gain from investments of working capital.
- Income from an oil or gas property if you treated any loss from a working interest in the property for any tax year beginning after 1986 as a nonpassive loss, as discussed in item (2) under [Activities That Are Not Passive Activities](#), earlier. This also applies to income from other oil and gas property the basis of which is determined wholly or partly by the basis of the property in the preceding sentence.
- Any income from intangible property, such as a patent, copyright, or literary, musical, or artistic composition, if your personal



efforts significantly contributed to the creation of the property.

- Any other income that must be treated as nonpassive income. See [Recharacterization of Passive Income](#), later.
- Overall gain from any interest in a publicly traded partnership. See *Publicly Traded Partnerships (PTPs)* in the instructions for Form 8582.
- State, local, and foreign income tax refunds.
- Income from a covenant not to compete.
- Reimbursement of a casualty or theft loss included in gross income to recover all or part of a prior year loss deduction, if the loss deduction was not a passive activity deduction.
- Alaska Permanent Fund dividends.
- Cancellation of debt income, if at the time the debt is discharged the debt is not allocated to passive activities under the interest expense allocation rules. See chapter 4 of Publication 535, *Business Expenses*, for information about the rules for allocating interest.

**Disposition of property interests.** Gain on the disposition of an interest in property generally is passive activity income if, at the time of the disposition, the property was used in an activity that was a passive activity in the year of disposition. The gain generally is not passive activity income if, at the time of disposition, the property was used in an activity that was not a passive activity in the year of disposition. An exception to this general rule may apply if you previously used the property in a different activity.

**Exception for more than one use in the preceding 12 months.** If you used the property in more than one activity during the 12-month period before its disposition, you must allocate the gain between the activities on a basis that reasonably reflects the property's use during that period. Any gain allocated to a passive activity is passive activity income.

For this purpose, an allocation of the gain solely to the activity in which the property was mainly used during that period reasonably reflects the property's use if the fair market value of your interest in the property is not more than the lesser of:

- \$10,000, or
- 10% of the total of the fair market value of your interest in the property and the fair market value of all other property used in that activity immediately before the disposition.

**Exception for substantially appreciated property.** The gain is passive activity income if the fair market value of the property at disposition was more than 120% of its adjusted basis and either of the following conditions applies.

- You used the property in a passive activity for 20% of the time you held your interest in the property.
- You used the property in a passive activity for the entire 24-month period before its disposition.

If neither condition applies, the gain is not passive activity income. However, it is treated as portfolio income only if you held the property for

investment for more than half of the time you held it in nonpassive activities.

For this purpose, treat property you held through a corporation (other than an S corporation) or other entity whose owners receive only portfolio income as property held in a nonpassive activity and as property held for investment. Also, treat the date you agree to transfer your interest for a fixed or determinable amount as the disposition date.

If you used the property in more than one activity during the 12-month period before its disposition, this exception applies only to the part of the gain allocated to a passive activity under the rules described in the preceding discussion.

**Disposition of property converted to inventory.** If you disposed of property that you had converted to inventory from its use in another activity (for example, you sold condominium units you previously held for use in a rental activity), a special rule may apply. Under this rule, you disregard the property's use as inventory and treat it as if it were still used in that other activity at the time of disposition. This rule applies only if you meet all of the following conditions.

- At the time of disposition, you held your interest in the property in a dealing activity (an activity that involves holding the property or similar property mainly for sale to customers in the ordinary course of a trade or business).
- Your other activities included a nondealing activity (an activity that does not involve holding similar property for sale to customers in the ordinary course of a trade or business) in which you used the property for more than 80% of the period you held it.
- You did not acquire or hold your interest in the property for the main purpose of selling it to customers in the ordinary course of a trade or business.

## Passive Activity Deductions

Generally, a deduction is a passive activity deduction for a taxable year if and only if such deduction either:

1. Arises in connection with the conduct of an activity that is a passive activity for the tax year; or
2. Is treated as a deduction from an activity for the tax year because it was disallowed by the passive activity rules in the preceding year and carried forward to the tax year.

For purposes of item (1), above, an item of deduction arises in the taxable year in which the item would be allowable as a deduction under the taxpayer's method of accounting if taxable income for all taxable years were determined without regard to the passive activity rules and without regard to the basis, excess farm loss, and at-risk limits. See [Coordination with other limitations on deductions that apply before the passive activity rules](#), later.

Passive activity deductions generally include losses from dispositions of property used

in a passive activity at the time of the disposition and losses from a disposition of less than your entire interest in a passive activity.

**Exceptions.** Passive activity deductions do not include the following items.

- Deductions for expenses (other than interest expense) that are clearly and directly allocable to portfolio income.
- Qualified home mortgage interest, capitalized interest expenses, and other interest expenses (other than self-charged interest) properly allocable to passive activities. For more information on self-charged interest, see [Self-charged interest](#) under *Passive Activity Income and Deductions*, earlier.
- Losses from dispositions of property that produce portfolio income or property held for investment.
- State, local, and foreign income taxes.
- Miscellaneous itemized deductions that may be disallowed because of the 2%-of-adjusted-gross-income limit.
- Charitable contribution deductions.
- Net operating loss deductions.
- Percentage depletion carryovers for oil and gas wells.
- Capital loss carrybacks and carryovers.
- Items of deduction from a passive activity that are disallowed under the limits on deductions that apply before the passive activity rules. See [Coordination with other limitations on deductions that apply before the passive activity rules](#), later.
- Deductions and losses that would have been allowed for tax years beginning before 1987 but for basis or at-risk limits.
- Net negative section 481 adjustments allocated to activities other than passive activities. (Section 481 adjustments are adjustments required due to changes in accounting methods.)
- Casualty and theft losses, unless losses similar in cause and severity recur regularly in the activity.
- The deduction for the employer-equivalent portion of self-employment tax.

**Coordination with other limitations on deductions that apply before the passive activity rules.** An item of deduction from a passive activity that is disallowed for a tax year under the basis or at-risk limitations is not a passive activity deduction for the tax year. The following sections provide rules for figuring the extent to which items of deduction from a passive activity are disallowed for a tax year under the basis or at-risk limitations.

**Proration of deductions disallowed under basis limitations.** If any amount of your distributive share of a partnership's loss for the tax year is disallowed under the basis limitation, a ratable portion of your distributive share of each item of deduction or loss of the partnership is disallowed for the tax year. For this purpose, the ratable portion of an item of deduction or loss is the amount of such item multiplied by the fraction obtained by dividing:

1. The amount of your distributive share of partnership loss that is disallowed for the taxable year; by
2. The sum of your distributive shares of all items of deduction and loss of the partnership for the tax year.

If any amount of your pro rata share of an S corporation's loss for the tax year is disallowed under the basis limitation, a ratable portion of your pro rata share of each item of deduction or loss of the S corporation is disallowed for the tax year. For this purpose, the ratable portion of an item of deduction or loss is the amount of such item multiplied by the fraction obtained by dividing:

1. The amount of your share of S corporation loss that is disallowed for the tax year; by
2. The sum of your pro rata shares of all items of deduction and loss of the corporation for the tax year.

**Proration of deductions disallowed under at-risk limitation.** If any amount of your loss from an activity (as defined in [Activities Covered by the At-Risk Rules](#), later) is disallowed under the at-risk rules for the tax year, a ratable portion of each item of deduction or loss from the activity is disallowed for the tax year. For this purpose, the ratable portion of an item of deduction or loss is the amount of such item multiplied by the fraction obtained by dividing:

1. The amount of the loss from the activity that is disallowed for the tax year; by
2. The sum of all deductions from the activity for the taxable year.

**Coordination of basis and at-risk limitations.** The portion of any item of deduction or loss that is disallowed for the tax year under the basis limitations is not taken into account for the taxable year in determining the loss from an activity (as defined in [Activities Covered by the At-Risk Rules](#), later) for purposes of applying the at-risk rules.

**Separately identified items of deduction and loss.** In identifying the items of deduction and loss from an activity that are not disallowed under the basis and at-risk limitations (and that therefore may be treated as passive activity deductions), you need not account separately for any item of deduction or loss unless such item may, if separately taken into account, result in an income tax liability different from that which would result were such item of deduction or loss taken into account separately.

Items of deduction or loss that must be accounted for separately include (but are not limited to) items of deduction or loss that:

1. Are attributable to separate activities. See [Grouping Your Activities](#), later.
2. Arise in a rental real estate activity in tax years in which you actively participate in such activity;
3. Arise in a rental real estate activity in taxable years in which you do not actively participate in such activity;

4. Arose in a taxable year beginning before 1987 and were not allowed for such taxable year under the basis or at-risk limitations;
5. Are taken into account under section 613A(d) (relating to limitations on certain depletion deductions);
6. Are taken into account under section 1211 (relating to the limitation on capital losses);
7. Are taken into account under section 1231 (relating to property used in a trade or business and involuntary conversions). See [Section 1231 Gains and Losses](#) in Publication 544 for more information.
8. Are attributable to pre-enactment interests in activities. See Regulations section 1.469-11T(c).

- b. Involve products or services that are generally provided together,
- c. Have the same customers,
- d. Have the same employees, or
- e. Use a single set of books and records to account for the activities.

**Example 1.** John Jackson owns a bakery and a movie theater at a shopping mall in Baltimore and a bakery and movie theater in Philadelphia. Based on all the relevant facts and circumstances, there may be more than one reasonable method for grouping John's activities. For example, John may be able to group the movie theaters and the bakeries into:

- One activity,
- A movie theater activity and a bakery activity,
- A Baltimore activity and a Philadelphia activity, or
- Four separate activities.

## Grouping Your Activities

You can treat one or more trade or business activities, or rental activities, as a single activity if those activities form an appropriate economic unit for measuring gain or loss under the passive activity rules.

Grouping is important for a number of reasons. If you group two activities into one larger activity, you need only show material participation in the activity as a whole. But if the two activities are separate, you must show material participation in each one. On the other hand, if you group two activities into one larger activity and you dispose of one of the two, then you have disposed of only part of your entire interest in the activity. But if the two activities are separate and you dispose of one of them, then you have disposed of your entire interest in that activity.

Grouping can also be important in determining whether you meet the 10% ownership requirement for actively participating in a rental real estate activity.

## Appropriate Economic Units

Generally, to determine if activities form an appropriate economic unit, you must consider all the relevant facts and circumstances. You can use any reasonable method of applying the relevant facts and circumstances in grouping activities. The following factors have the greatest weight in determining whether activities form an appropriate economic unit. All of the factors do not have to apply to treat more than one activity as a single activity. The factors that you should consider are:

1. The similarities and differences in the types of trades or businesses,
2. The extent of common control,
3. The extent of common ownership,
4. The geographical location, and
5. The interdependencies between or among activities, which may include the extent to which the activities:
  - a. Buy or sell goods between or among themselves,

**Example 2.** Betty is a partner in ABC partnership, which sells nonfood items to grocery stores. Betty is also a partner in DEF (a trucking business). ABC and DEF are under common control. The main part of DEF's business is transporting goods for ABC. DEF is the only trucking business in which Betty is involved. Based on the rules of this section, Betty treats ABC's wholesale activity and DEF's trucking activity as a single activity.

**Consistency and disclosure requirement.** Generally, when you group activities into appropriate economic units, you may not regroup those activities in a later tax year. You must meet any disclosure requirements of the IRS when you first group your activities and when you add or dispose of any activities in your groupings.

However, if the original grouping is clearly inappropriate or there is a material change in the facts and circumstances that makes the original grouping clearly inappropriate, you must regroup the activities and comply with any disclosure requirements of the IRS.

See [Disclosure Requirement](#), later.

**Regrouping by the IRS.** If any of the activities resulting from your grouping is not an appropriate economic unit and one of the primary purposes of your grouping (or failure to regroup) is to avoid the passive activity rules, the IRS may regroup your activities.

**Rental activities.** In general, you cannot group a rental activity with a trade or business activity. However, you can group them together if the activities form an appropriate economic unit and:

- The rental activity is insubstantial in relation to the trade or business activity,
- The trade or business activity is insubstantial in relation to the rental activity, or
- Each owner of the trade or business activity has the same ownership interest in the rental activity, in which case the part of the rental activity that involves the rental of items of property for use in the trade or business activity may be grouped with the trade or business activity.



**Example.** Herbert and Wilma are married and file a joint return. Healthy Food, an S corporation, is a grocery store business. Herbert is Healthy Food's only shareholder. Plum Tower, an S corporation, owns and rents out the building. Wilma is Plum Tower's only shareholder. Plum Tower rents part of its building to Healthy Food. Plum Tower's grocery store rental business and Healthy Food's grocery business are not insubstantial in relation to each other.

Herbert and Wilma file a joint return, so they are treated as one taxpayer for purposes of the passive activity rules. The same owner (Herbert and Wilma) owns both Healthy Food and Plum Tower with the same ownership interest (100% in each). If the grouping forms an appropriate economic unit, as discussed earlier, Herbert and Wilma can group Plum Tower's grocery store rental and Healthy Food's grocery business into a single trade or business activity.

**Grouping of real and personal property rentals.** In general, you cannot treat an activity involving the rental of real property and an activity involving the rental of personal property as a single activity. However, you can treat them as a single activity if you provide the personal property in connection with the real property or the real property in connection with the personal property.

**Certain activities may not be grouped.** In general, if you own an interest as a limited partner or a limited entrepreneur in one of the following activities, you may not group that activity with any other activity in another type of business.

- Holding, producing, or distributing motion picture films or video tapes.
- Farming.
- Leasing any section 1245 property (as defined in section 1245(a)(3) of the Internal Revenue Code). For a list of section 1245 property, see [Section 1245 property](#) under [Activities Covered by the At-Risk Rules](#), later.
- Exploring for, or exploiting, oil and gas resources.
- Exploring for, or exploiting, geothermal deposits.

If you own an interest as a limited partner or a limited entrepreneur in an activity described in the list above, you may group that activity with another activity in the same type of business if the grouping forms an appropriate economic unit as discussed earlier.

**Limited entrepreneur.** A limited entrepreneur is a person who:

- Has an interest in an enterprise other than as a limited partner, and
- Does not actively participate in the management of the enterprise.

**Activities conducted through another entity.** A personal service corporation, closely held corporation, partnership, or S corporation must group its activities using the rules discussed in this section. Once the entity groups its activities, you, as the partner or shareholder of the entity, may group those activities (following the rules of this section):

- With each other,

- With activities conducted directly by you, or
- With activities conducted through other entities.



*You may not treat activities grouped together by the entity as separate activities.*

**Personal service and closely held corporations.** You may group an activity conducted through a personal service or closely held corporation with your other activities only to determine whether you materially or significantly participated in those other activities. See [Material Participation](#), earlier, and [Significant Participation Passive Activities](#), later.

**Publicly traded partnership (PTP).** You may not group activities conducted through a PTP with any other activity, including an activity conducted through another PTP.

**Partial dispositions.** If you dispose of substantially all of an activity during your tax year, you may treat the part disposed of as a separate activity. However, you can do this only if you can show with reasonable certainty:

- The amount of deductions and credits disallowed in prior years under the passive activity rules that is allocable to the part of the activity disposed of, and
- The amount of gross income and any other deductions and credits for the current tax year that is allocable to the part of the activity disposed of.

## Disclosure Requirement

For tax years beginning after January 24, 2010, the following disclosure requirements for groupings apply. You are required to report certain changes to your groupings that occur during the tax year to the IRS. If you fail to report these changes, each trade or business activity or rental activity will be treated as a separate activity. You will be considered to have made a timely disclosure if you filed all affected income tax returns consistent with the claimed grouping and make the required disclosure on the income tax return for the year in which you first discovered the failure to disclose. If the IRS discovered the failure to disclose, you must have reasonable cause for not making the required disclosure.

**New grouping.** You must file a written statement with your original income tax return for the first tax year in which two or more activities are originally grouped into a single activity. The statement must provide the names, addresses, and employer identification numbers (EINs), if applicable, for the activities being grouped as a single activity. In addition, the statement must contain a declaration that the grouped activities make up an appropriate economic unit for the measurement of gain or loss under the passive activity rules.

**Addition to an existing grouping.** You must file a written statement with your original income tax return for the tax year in which you add a new activity to an existing group. The statement

must provide the name, address, and EIN, if applicable, for the activity that is being added and for the activities in the existing group. In addition, the statement must contain a declaration that the activities make up an appropriate economic unit for the measurement of gain or loss under the passive activity rules.

**Regrouping.** You must file a written statement with your original income tax return for the tax year in which you regroup the activities. The statement must provide the names, addresses, and EINs, if applicable, for the activities that are being regrouped. If two or more activities are being regrouped into a single activity, the statement must contain a declaration that the regrouped activities make up an appropriate economic unit for the measurement of gain or loss under the passive activity rules. In addition, the statement must contain an explanation of the material change in the facts and circumstances that made the original grouping clearly inappropriate.

**Groupings by partnerships and S corporations.** Partnerships and S corporations are not subject to the rules for new grouping, addition to an existing grouping, or regrouping. Instead, they must comply with the disclosure instructions for grouping activities provided in their Form 1065, U.S. Return of Partnership Income, or Form 1120S, U.S. Income Tax Return for an S Corporation, whichever is applicable.

The partner or shareholder is not required to make a separate disclosure of the groupings disclosed by the entity unless the partner or shareholder:

- Groups together any of the activities that the entity does not group together,
- Groups the entity's activities with activities conducted directly by the partner or shareholder, or
- Groups an entity's activities with activities conducted through another entity.

A partner or shareholder may not treat activities grouped together by the entity as separate activities.

## Recharacterization of Passive Income

Net income from the following passive activities may have to be recharacterized and excluded from passive activity income.

- Significant participation passive activities,
- Rental of property when less than 30% of the unadjusted basis of the property is subject to depreciation,
- Equity-financed lending activities,
- Rental of property incidental to development activities,
- Rental of property to nonpassive activities, and
- Licensing of intangible property by pass-through entities.

If you are engaged in or have an interest in one of these activities during the tax year (either directly or through a partnership or an S corporation), combine the income and losses from the activity to determine if you have a net loss or net income from that activity.

If the result is a net loss, treat the income and losses the same as any other income or losses from that type of passive activity (trade or business activity or rental activity).

If the result is net income, do not enter any of the income or losses from the activity or property on Form 8582 or its worksheets. Instead, enter income or losses on the form and schedules you normally use. However, see [Significant Participation Passive Activities](#), later, if the activity is a significant participation passive activity and you also have a net loss from a different significant participation passive activity.

**Limit on recharacterized passive income.** The total amount that you treat as nonpassive income under the rules described later in this discussion for significant participation passive activities, rental of nondepreciable property, and equity-financed lending activities cannot exceed the greatest amount that you treat as nonpassive income under any one of these rules.

**Investment income and investment expense.** To figure your investment interest expense limitation on Form 4952, treat as investment income any net passive income recharacterized as nonpassive income from rental of nondepreciable property, equity-financed lending activity, or licensing of intangible property by a pass-through entity.

### Significant Participation Passive Activities

A significant participation passive activity is any trade or business activity in which you participated for more than 100 hours during the tax year but did not materially participate.

If your gross income from all significant participation passive activities is more than your deductions from those activities, a part of your net income from each significant participation passive activity is treated as nonpassive income.

**Corporations.** An activity of a personal service corporation or closely held corporation is a significant participation passive activity if both of the following statements are true.

- The corporation is not treated as materially participating in the activity for the year.
- One or more individuals, each of whom is treated as significantly participating in the activity, directly or indirectly hold (in total) more than 50% (by value) of the corporation's outstanding stock.

**Worksheet A.** Complete [Worksheet A. Significant Participation Passive Activities](#), below, if you have income or losses from any significant participation activity. Begin by entering the name of each activity in the left column.

**Column (a).** Enter the number of hours you participated in each activity and total the column.

If the total is more than 500, do not complete Worksheet A or B. None of the activities are passive activities because you satisfy test 4 for material participation. (See [Material participation tests](#), earlier.) Report all the income and losses from these activities on the forms and schedules you normally use. Do not include the income and losses on Form 8582.


**Column (b).** Enter the net loss, if any, from the activity. Net loss from an activity means either:

- The activity's current year net loss (if any) plus prior year unallowed losses (if any), or
- The excess of prior year unallowed losses over the current year net income (if any). Enter -0- here if the prior year unallowed loss is the same as the current year net income.

**Column (c).** Enter net income (if any) from the activity. Net income means the excess of the current year's net income from the activity over any prior year unallowed losses from the activity.

**Column (d).** Combine amounts in the *Totals* row for columns (b) and (c) and enter the total net income or net loss in the *Totals* row of column (d). If column (d) is a net loss, skip [Worksheet B, Significant Participation Activities With Net Income](#). Include the income and losses in Worksheet 3 of Form 8582 (or Worksheet 2 in the Form 8810 instructions).

## Worksheet A. Significant Participation Passive Activities

Keep for Your Records 

Name of activity	(a) Hours of participation	(b) Net loss	(c) Net income	(d) Combine totals of cols. (b) and (c)
		( )		////////////////////
		( )		////////////////////
		( )		////////////////////
		( )		////////////////////
		( )		////////////////////
		( )		////////////////////
		( )		////////////////////
<b>Totals</b>		( )		

**Worksheet B.** On [Worksheet B. Significant Participation Activities With Net Income](#), later, list only the significant participation passive activities that have net income as shown in column (c) of Worksheet A.

**Column (a).** Enter the net income of each activity from column (c) of Worksheet A.

**Column (b).** Divide each of the individual net income amounts in column (a) by the total of column (a). The result is a ratio. In column (b), enter the ratio for each activity as a decimal (rounded to at least three places). The total of these ratios must equal 1.000.

**Column (c).** Multiply the amount in the *Totals* row of column (d) of Worksheet A by each of the ratios in column (b). Enter the results in column (c).

**Column (d).** Subtract column (c) from column (a). To this figure, add the amount of prior year unallowed losses (if any) that reduced the current year net income. Enter the result in column (d). Enter these amounts on Worksheet 3 of Form 8582 or Worksheet 2 in the Form 8810 instructions. (Also, see [Limit on recharacterized passive income](#), earlier.)

### Rental of Nondepreciable Property

If you have net passive income (including prior year unallowed losses) from renting property in a rental activity, and less than 30% of the unadjusted basis of the property is subject to depreciation, you treat the net passive income as nonpassive income.


**Example.** Calvin acquires vacant land for \$300,000, constructs improvements at a cost of \$100,000, and leases the land and improvements to a tenant. He then sells the land and

improvements for \$600,000, realizing a gain of \$200,000 on the disposition.

The unadjusted basis of the improvements (\$100,000) equals 25% of the unadjusted basis

of all property (\$400,000) used in the rental activity. Calvin's net passive income from the activity (which is figured with the gain from the disposition, including gain from the improvements) is treated as nonpassive income.

## Worksheet B. Significant Participation Activities With Net Income

Keep for Your Records 

Name of activity with net income	(a) Net income	(b) Ratio See instructions	(c) Nonpassive income See instructions	(d) Passive income Subtract col. (c) from col. (a)
<b>Totals</b>		1.000		

### Equity-Financed Lending Activities

If you have gross income from an equity-financed lending activity, the lesser of the net passive income or the equity-financed interest income is nonpassive income.

For more information, see Temporary Regulations section 1.469-2T(f)(4).

### Rental of Property Incidental to a Development Activity

Net income from this type of activity will be treated as nonpassive income if all of the following apply.

- You recognize gain from the sale, exchange, or other disposition of the rental property during the tax year.
- You started to rent the property less than 12 months before the date of disposition.
- You materially participated or significantly participated for any tax year in an activity that involved the performance of services for the purpose of enhancing the value of the property (or any other item of property if the basis of the property disposed of is determined in whole or in part by reference to the basis of that item of property).

For more information, see Regulations section 1.469-2(f)(5).

### Rental of Property to a Nonpassive Activity

If you rent property to a trade or business activity in which you materially participated, net rental income from the property is treated as nonpassive income. This rule does not apply to net income from renting property under a written binding contract entered into before February 19, 1988. It also does not apply to property described earlier under [Rental of Property Incidental to a Development Activity](#).

### Licensing of Intangible Property by Pass-Through Entities

Net royalty income from intangible property held by a pass-through entity in which you own an interest may be treated as nonpassive royalty income. This applies if you acquired your interest in the pass-through entity after the partnership, S corporation, estate, or trust created the intangible property or performed substantial services or incurred substantial costs for developing or marketing the intangible property.

This recharacterization rule does not apply if:

- The expenses reasonably incurred by the entity in developing or marketing the property exceed 50% of the gross royalties from licensing the property that are includible in your gross income for the tax year, or
- Your share of the expenses reasonably incurred by the entity in developing or marketing the property for all tax years exceeded 25% of the fair market value of your interest in the intangible property at the time you acquired your interest in the entity.

For purposes of (2) above, capital expenditures are taken into account for the entity's tax year in which the expenditure is chargeable to a capital account, and your share of the expenditure is figured as if it were allowed as a deduction for the tax year.

### Dispositions

Any passive activity losses (but not credits) that have not been allowed (including current year losses) generally are allowed in full in the tax year you dispose of your entire interest in the passive (or former passive) activity. However, for the losses to be allowed, you must dispose of your entire interest in the activity in a transaction in which all realized gain or loss is recognized. Also, the person acquiring the interest from you must not be related to you.



*If you have a capital loss on the disposition of an interest in a passive activity, the loss may be limited. For individuals, your capital loss deduction is limited to the amount of your capital gains plus the lower of \$3,000 (\$1,500 in the case of a married individual filing a separate return) or the excess of your capital losses over capital gains. See Publication 544 for more information.*

**Example.** Ray earned a \$60,000 salary and owned one passive activity through a 5% interest in the B Limited Partnership. In 2013, he sold his entire partnership interest to an unrelated person for \$30,000. His adjusted basis in the partnership interest was \$42,000, and he had carried over \$2,000 of ordinary passive activity deductions from the activity.

Ray's deductible loss for 2013 is \$5,000, figured as follows:

Amount realized	\$30,000
Minus: adjusted basis	42,000
Capital loss	\$12,000
Minus: capital loss limit	3,000
Capital loss carryover	\$9,000
Allowable capital loss on sale	\$3,000
Carryover losses allowable	2,000
Total current deductible loss	\$5,000

Ray deducts the \$5,000 total current deductible loss in 2013. He must carry over the remaining \$9,000 capital loss, which is not subject to the passive activity loss limit. He will treat it like any other capital loss carryover.

**Installment sale of an entire interest.** If you sell your entire interest in a passive activity through an installment sale, to figure the loss for the current year that is not limited by the passive activity rules, multiply your overall loss (not including losses allowed in prior years) by a fraction. The numerator of the fraction is the gain recognized in the current year, and the denominator is the total gain from the sale minus all gains recognized in prior years.



**Example.** John Ash has a total gain of \$10,000 from the sale of an entire interest in a passive activity. Under the installment method he reports \$2,000 of gain each year, including the year of sale. For the first year, 20% (2,000/10,000) of the losses are allowed. For the second year, 25% (2,000/8,000) of the remaining losses are allowed.

**Partners and S corporation shareholders.** Generally, any gain or loss on the disposition of a partnership interest must be allocated to each trade or business, rental, or investment activity in which the partnership owns an interest. If you dispose of your entire interest in a partnership, the passive activity losses from the partnership that have not been allowed generally are allowed in full. They also will be allowed if the partnership (other than a PTP) disposes of all the property used in that passive activity.

If you do not dispose of your entire interest, the gain or loss allocated to a passive activity is treated as passive activity income or deduction in the year of disposition. This includes any gain recognized on a distribution of money from the partnership that you receive in excess of the adjusted basis of your partnership interest.

These rules also apply to the disposition of stock in an S corporation.

**Dispositions by gift.** If you give away your interest in a passive activity, the unused passive activity losses allocable to the interest cannot be deducted in any tax year. Instead, the basis of the transferred interest must be increased by the amount of these losses.

**Dispositions by death.** If a passive activity interest is transferred because the owner dies, unused passive activity losses are allowed (to a certain extent) as a deduction against the decedent's income in the year of death. The decedent's losses are allowed only to the extent they exceed the amount by which the transferee's basis in the passive activity has been increased under the rules for determining the basis of property acquired from a decedent. For example, if the basis of an interest in a passive activity in the hands of a transferee is increased by \$6,000 and unused passive activity losses of \$8,000 were allocable to the interest at the date of death, then the decedent's deduction for the tax year would be limited to \$2,000 (\$8,000 – \$6,000).

If you inherited property from a decedent who died in 2010, special rules may apply if the executor of the estate files Form 8939, Allocation of Increase in Basis for Property Acquired From a Decedent. For more information, see Publication 4895, Tax Treatment of Property Acquired from a Decedent Dying in 2010, and the Instructions for Form 8939.

**Partial dispositions.** If you dispose of substantially all of an activity during your tax year, you may be able to treat the part of the activity disposed of as a separate activity. See [Partial dispositions](#) under *Grouping Your Activities*, earlier.

## How To Report Your Passive Activity Loss

More than one form or schedule may be required for reporting your passive activities. The actual number of forms depends on the number and types of activities you must report. Some forms and schedules that may be required are:

- Schedule C (Form 1040), Profit or Loss From Business,
- Schedule D (Form 1040), Capital Gains and Losses,
- Schedule E (Form 1040), Supplemental Income and Loss,
- Schedule F (Form 1040), Profit or Loss From Farming,
- Form 4797, Sales of Business Property,
- Form 6252, Installment Sale Income,
- Form 8582, Passive Activity Loss Limitations,
- Form 8582-CR, Passive Activity Credit Limitations, and
- Form 8949, Sales and Other Dispositions of Capital Assets.

Regardless of the number or complexity of passive activities you have, you should use only one Form 8582. If you need additional lines for any of the Form 8582 worksheets, you can either use copies of Form 8582 page 2 or page 3, whichever is applicable, or your own schedule that is in the same format as the worksheet.

## Comprehensive Example

The following example shows how to report your passive activities. In addition to Form 1040, U.S. Individual Income Tax Return, Charles and Lily Woods use Form 8582 (to figure allowed passive activity deductions), Schedule E (to report rental activities and partnership activities), Form 4797 (to figure the gain and allowable loss from assets sold that were used in the activities), and Form 8949 and Schedule D (to report the sale of partnership interests).

## General Information

Charles and Lily are married, file a joint return, and have combined wages of \$132,000 in 2013. They own interests in the activities listed below. They are at risk for their investment in the activities. They did not materially participate in any of the business activities. They actively participated in the rental real estate activities in 2013 and all prior years. Charles and Lily are not real estate professionals.

1. Activity A is a rental real estate activity. The income and expenses are reported on Schedule E. Charles and Lily's records show a loss from operations of \$15,000 in 2013. Their records also show a gain of \$2,776 from the sale in January 2013 of section 1231 assets used in the activity and not subject to section 1245 or 1250 recapture. The section 1231 gain is reported in Part I of Form 4797 and is identified as being from a passive activity (FPA). For 2012, they completed the worksheets for Form 8582 and calculated that \$6,667 of

Activity A's Schedule E loss for 2012 was disallowed by the passive activity rules. That loss is carried over to 2013 as a prior year unallowed loss and will be used to figure the allowed loss for 2013.

2. Activity B is a rental real estate activity. Its income and expenses are reported on Schedule E. Charles and Lily's records show a loss from operations of \$11,600 in 2013. For 2012, they completed the worksheets for Form 8582 and calculated that \$8,225 of Activity B's Schedule E loss for 2012 was disallowed by the passive activity rules. That loss is carried over to 2013 as a prior year unallowed loss and will be used to figure the allowed loss for 2013.
3. Partnership #1 is a trade or business activity and is not a publicly traded partnership (PTP). Partnership #1 reports a \$4,000 distributive share of its 2013 profits to Charles and Lily in box 1 of Schedule K-1 (Form 1065), Partner's Share of Income, Deductions, Credits, etc. They report that profit on Schedule E. For 2012, they completed the worksheets for Form 8582 and calculated that \$2,600 of their distributive share of the loss from Partnership #1 in 2012 was disallowed by the passive activity rules. That loss is carried over to 2013 as a prior year unallowed loss and will be used to figure the allowed loss for 2013.
4. Partnership #2 is a trade or business activity and also a PTP. In December 2013, Charles and Lily sold their entire interest in Partnership #2. To indicate they made an entire disposition of a passive activity, they enter EDPA on the appropriate lines. They do not report that sale on Form 8582 because Partnership #2 is a PTP. They recognize a long-term capital gain of \$15,300 (\$25,300 selling price minus \$10,000 adjusted basis). They report the transaction in Part II of Form 8949 and check box F. The selling price and adjusted basis from this transaction are combined with their other transactions for 2013 and carried to Schedule D (Form 1040), Part II, line 10. The partnership reports a \$1,200 distributive share of its 2013 losses to them in box 1 of Schedule K-1 (Form 1065). They report that loss on Schedule E. For 2012, they followed the instructions for Form 8582 and calculated that \$2,445 of their distributive share of Partnership #2's 2012 loss was disallowed by the passive activity rules. That loss is carried over from 2012 and reported on Schedule E as a loss for 2013. (For a discussion of PTPs, see the instructions for Form 8582.)
5. Partnership #3 is a single trade or business activity and is not a PTP. Charles and Lily's distributive share of partnership losses for 2013 reported in box 1 of Schedule K-1 (Form 1065) is \$6,000. Charles and Lily sold their entire interest in Partnership #3 in November 2013. To indicate they made an entire disposition of a passive activity, they enter EDPA on the appropriate lines. They report the \$15,000 selling price and \$11,000 adjusted basis in Part II of Form 8949. They check box F on Form 8949 because they did not receive a

Form 1099-B. The amounts reported are combined with their other transactions and carried to Schedule D (Form 1040), Part II, line 10.

For 2012, they completed the worksheets for Form 8582 and calculated that \$3,000 of their distributive share of the partnership's loss for 2012 was disallowed by the passive activity rules. That loss is carried over to 2013 as a prior year unallowed Schedule E loss.

- Partnership #4 is a trade or business activity that is a limited partnership. Charles and Lily are limited partners who did not meet any of the material participation tests. Their distributive share of 2013 partnership loss, reported in box 1 of Schedule K-1 (Form 1065), is \$2,400. For 2012, they completed the worksheets for Form 8582 and calculated that \$1,500 of their distributive share of loss for 2012 was disallowed by the passive activity rules. That loss is carried over to 2013 as a prior year unallowed loss and will be used to figure the allowed loss for 2013.

### Step One—Completing the Tax Forms Before Figuring the Passive Activity Loss Limits

For 2013, Charles and Lily complete the forms they usually use to report income or expenses from their activities. They enter their combined wages, \$132,000, on Form 1040. They complete Form 8949, Part II, with the information from the sales of Partnerships #2 and #3. Because they did not receive a Form 1099-B, they check box F at the top of Part II and use one Form 8949. They carry the totals from line 4 of Form 8949 (sales price of \$40,300, and cost or other basis of \$21,000) to line 10 of Schedule D (Form 1040). The completed line 10 shows a long-term capital gain of \$19,300 from the sales of Partnerships #2 and #3. Partnership #2 is a PTP so it is not entered on Form 8582. The disposition of Partnership #3 is a disposition of an entire interest in an activity with an overall loss of \$5,000 (\$4,000 – \$3,000 – \$6,000) so that partnership also is not entered on Form 8582. They combine the PTP \$1,200 current year loss with its \$2,445 prior year loss and report the combined amount in column (f) on Schedule E, Part II, line 28. They also combine the Partnership #3 \$6,000 current year loss with its \$3,000 prior year loss, and enter the combined amount in column (h) on Schedule E, Part II, line 28, because they have an overall loss from that activity. Normally, current year and prior year losses should be entered on separate lines of Schedule E. For purposes of this example only, the amounts have been combined on one line. They enter the \$4,000 profit from Partnership #1 in column (g). Before completing the rest of Schedule E, Part II, they must complete Form 8582 to figure out how much of their losses from Partnerships #1 and #4 they can deduct.

They complete Schedule E, Part I, through line 21. Their rental activities are passive so they must complete Form 8582 to figure the deductible losses to enter on line 22.

They enter the gain from the sale of the section 1231 assets of Activity A on Form 4797.

### Step Two—Form 8582 and Its Worksheets

Charles and Lily now complete Form 8582 including the worksheets that apply to their passive activities. Because they are fully at risk for their investment in the activities, they do not need to complete Form 6198 before Form 8582. (The second part of this publication explains the at-risk rules.)

**Worksheet 1.** Worksheet 1 is for rental real estate activities with active participation. Charles and Lily enter the gains and losses from Activity A and Activity B on Worksheet 1. They enter all amounts from the activities even though they already reported the gain of \$2,776 from Activity A on Form 4797 because all income or loss from these activities must be taken into account to figure the loss allowed.

- They write "Activity A" on the first line under "Name of activity." Then they enter:
  - \$2,776 gain in column (a) from Form 4797, line 2, column (g),
  - (\$15,000) loss in column (b) from Schedule E, line 21, column A, and
  - (\$6,667) prior year unallowed loss in column (c) from their 2012 worksheets.

They combine the three amounts. The result, (\$18,891), is an overall loss so they enter it in column (e).

- Charles and Lily write "Activity B" on the second line under "Name of activity." Then they enter:
  - (\$11,600) loss in column (b) from Schedule E, line 21, column B, and
  - (\$8,225) prior year unallowed loss in column (c) from their 2012 worksheets.

Then they combine these two figures and enter the total loss, (\$19,825), in column (e).

- They separately add the amounts in columns (a), (b), and (c).
  - They enter \$2,776 in column (a) on the *Total* line and also on Form 8582, Part I, line 1a.
  - They enter (\$26,600) in column (b) on the *Total* line and also on Form 8582, Part I, line 1b.
  - They enter (\$14,892) in column (c) on the *Total* line and also on Form 8582, Part I, line 1c.
- They combine lines 1a, 1b, and 1c, Form 8582, and put the net loss, (\$38,716), on line 1d.

**Worksheet 3.** Partnership #1 and Partnership #4 are nonrental passive activities, so Charles and Lily enter the appropriate information about those activities on Worksheet 3 in the same way they reported their rental activities on

Worksheet 1. Then they enter the totals on Form 8582, Part I, lines 3a through 3d.

**Reporting income from column (d), Worksheets 1 and 3.** Activities that have an overall gain in column (d) are not used any further in the calculations for Form 8582. At this point, all income and losses from those activities should be entered on the forms or schedules that would normally be used. Charles and Lily have one activity with an overall gain (\$4,000 – \$2,600 = \$1,400). This is Partnership #1, which is shown in Worksheet 3. They already reported the \$4,000 income from this activity on Schedule E, Part II. They now enter the entire \$2,600 loss on Schedule E, Part II, as well.

### Step Three—Completing Form 8582

Next, Charles and Lily complete Form 8582, Part II, to determine the amount they can deduct for their net losses from real estate activities with active participation (Activities A and B). They enter all amounts as though they were positive (without brackets around losses). They then complete Form 8582, Part IV.

- They enter \$38,716 on line 5 since this is the smaller of the loss on line 1d or the loss on line 4.
- They enter \$150,000 on line 6 since they are married and filing a joint return.
- They enter \$138,655, their modified adjusted gross income, on line 7. (See discussion of modified adjusted gross income, earlier.) The \$138,655 is made up of their wages, \$132,000, plus their overall gain of \$11,655 from Partnership #2, a PTP, less their \$5,000 overall loss from Partnership #3. On Schedule D, they reported long-term gains of \$15,300 from the PTP disposition and \$4,000 from the Partnership #3 disposition. On Schedule E, they combined the PTP 2013 loss of \$1,200 with its 2012 loss of \$2,445, and combined the Partnership #3 2013 loss of \$6,000 with its 2012 loss of \$3,000. Netting these amounts gives them the PTP overall gain of \$11,655 (\$15,300 – \$1,200 – \$2,445) and the Partnership #3 overall loss of \$5,000 (\$4,000 – \$6,000 – \$3,000) that were used in figuring modified adjusted gross income.
- They subtract line 7 from line 6 and enter the result, \$11,345, on line 8.
- They multiply line 8 by 50% and enter the result, \$5,673, on line 9.
- They enter the smaller of line 5 or line 9, \$5,673, on line 10.
- They add the income on lines 1a and 3a and enter the result, \$6,776, on line 15.
- They add lines 10 and 15 and enter the result, \$12,449, on line 16.

### Step Four—Completing Worksheet 4

Charles and Lily must complete Worksheet 4 because they entered an amount on Form 8582, line 10, and have two activities, each with an overall loss in Worksheet 1, column (e). Worksheet 4 allocates the amount on line 10 (their special allowance for active participation

rental real estate activities) between Activity A and Activity B.

- In the two left columns, they write the name of each activity, A and B, and the schedule and line number on which each activity is reported.
- They fill in column (a) with the losses from Worksheet 1, column (e). They add up the amounts, and enter the result, \$38,716, in the *Total* line without brackets.
- They figure the ratios for column (b) by dividing each amount in column (a) by the amount on the column (a) *Total* line. They enter each result in column (b). The total of the ratios must equal 1.00.
- They multiply the amount from line 10, Form 8582, \$5,673, by each of the ratios in Worksheet 4, column (b) and enter the results on the appropriate line in column (c). The total must equal \$5,673.
- They subtract column (c) from column (a) and enter each result in column (d).

### Step Five—Completing Worksheet 5

Worksheet 5 must be completed if any activity has an overall loss in Worksheet 3, column (e), or a loss in Worksheet 4, column (d) (or Worksheet 1, column (e), if Worksheet 4 was not needed). This worksheet allocates the unallowed loss among the activities with an overall loss. Charles and Lily complete Worksheet 5 with the activities from Worksheet 4 and the one activity showing a loss in Worksheet 3, column (e). They write the name of each activity and the schedule or form and the line number on which each loss will be reported in the two left columns of Worksheet 5.

1. In column (a), they enter the losses from Worksheet 3, column (e) and Worksheet 4, column (d). These losses are entered as positive numbers, not in brackets. They add the numbers and enter the total, \$36,943, on the *Total* line.

2. They divide each of the losses in column (a) by the amount on the column (a) *Total* line, and enter each result in column (b). The ratios must total 1.00.
3. Now they use the computation worksheet for column (c) (see the worksheet in the instructions for Form 8582) to figure the unallowed loss to allocate in column (c).
  - a. On line A of the computation worksheet, they enter the amount from line 4 of Form 8582, \$41,216, as a positive number.
  - b. On line B, they enter the amount from line 10 of Form 8582, \$5,673.
  - c. They subtract line B from line A and enter the result, \$35,543, on line C. This is the total unallowed loss.

They multiply line C, \$35,543, by each of the ratios in column (b) and enter the results in column (c). These amounts are the unallowed losses from each activity and must add up to \$35,543.

### Step Six—Using Worksheets 6 and 7

Charles and Lily now decide whether they must use Worksheet 6, Worksheet 7, or both to figure their allowed losses. If the loss from any activity entered on Worksheet 5 is reported on only one form or schedule, then Worksheet 6 is used for that activity. If an activity has a loss that is reported on two or more schedules or forms (for example, a loss that must be reported partly on Schedule C and partly on Form 4797), Worksheet 7 is used for that activity. See [Allocation within loss activities](#), earlier. All of the activities Charles and Lily entered on Worksheet 5 will be reported on Schedule E. Therefore, they use Worksheet 6 to figure the allowed loss for each activity.

**Worksheet 6.** They complete Worksheet 6 with the activities from Worksheet 5.

- They write the name of each activity and the schedule and line number to be used in the two left columns of Worksheet 6.
- In column (a), they enter the total loss for each activity. This includes the current year loss plus the prior year unallowed loss. They find these amounts by adding columns (b) and (c) on Worksheets 1 and 3.
- In column (b), they enter the unallowed loss for each activity already figured in Worksheet 5, column (c). They must save this information to use next year in figuring their passive losses.
- In column (c), they figure their allowed losses for 2013 by subtracting their unallowed losses, column (b), from their total losses, column (a). These allowed losses are entered on the appropriate schedules.

**Reporting allowed losses.** Charles and Lily enter their allowed losses from Activities A and B on Schedule E, Part I, line 22, because these are rental properties. They report their allowed loss from Partnership #4 on Schedule E, Part II, line 28D.

### Step Seven—Finishing the Reporting of the Passive Activities

Charles and Lily summarize the entries on Schedule E, Schedule D, and Form 4797, and enter the amounts on the appropriate lines of their Form 1040. They enter:

- The total Schedule D gain, \$22,076, on line 13, and
- The Schedule E loss, (\$21,094), on line 17.

Charles and Lily are now able to complete their tax return, having correctly limited their losses from their passive activities.



For the year Jan. 1–Dec. 31, 2013, or other tax year beginning \_\_\_\_\_, 2013, ending \_\_\_\_\_, 20

Your first name and initial *Charles* Last name *Woods* Your social security number *123 00 4567*

If a joint return, spouse's first name and initial *Lily* Last name *Woods* Spouse's social security number *567 00 1234*

Home address (number and street). If you have a P.O. box, see instructions. *6925 Country Road* Apt. no. **▲ Make sure the SSN(s) above and on line 6c are correct.**

City, town or post office, state, and ZIP code. If you have a foreign address, also complete spaces below (see instructions). *Anytown, VA 22306* **Presidential Election Campaign**

Foreign country name Foreign province/state/county Foreign postal code Check here if you, or your spouse if filing jointly, want \$3 to go to this fund. Checking a box below will not change your tax or refund.  You  Spouse

**Filing Status**  
 1  Single  
 2  Married filing jointly (even if only one had income)  
 3  Married filing separately. Enter spouse's SSN above and full name here. ▶  
 4  Head of household (with qualifying person). (See instructions.) If the qualifying person is a child but not your dependent, enter this child's name here. ▶  
 5  Qualifying widow(er) with dependent child

**Exemptions**  
 6a  Yourself. If someone can claim you as a dependent, do not check box 6a  
 b  Spouse  
 c Dependents:  
 (1) First name Last name (2) Dependent's social security number (3) Dependent's relationship to you (4)  if child under age 17 qualifying for child tax credit (see instructions)  
 If more than four dependents, see instructions and check here   
 d Total number of exemptions claimed **2**

**Income**

7	Wages, salaries, tips, etc. Attach Form(s) W-2	7	132,000
8a	Taxable interest. Attach Schedule B if required	8a	
b	Tax-exempt interest. Do not include on line 8a	8b	
9a	Ordinary dividends. Attach Schedule B if required	9a	
b	Qualified dividends	9b	
10	Taxable refunds, credits, or offsets of state and local income taxes	10	
11	Alimony received	11	
12	Business income or (loss). Attach Schedule C or C-EZ	12	
13	Capital gain or (loss). Attach Schedule D if required. If not required, check here <input type="checkbox"/>	13	22,076
14	Other gains or (losses). Attach Form 4797	14	
15a	IRA distributions	15a	
b	Taxable amount	15b	
16a	Pensions and annuities	16a	
b	Taxable amount	16b	
17	Rental real estate, royalties, partnerships, S corporations, trusts, etc. Attach Schedule E	17	(21,094)
18	Farm income or (loss). Attach Schedule F	18	
19	Unemployment compensation	19	
20a	Social security benefits	20a	
b	Taxable amount	20b	
21	Other income. List type and amount	21	
22	Combine the amounts in the far right column for lines 7 through 21. This is your total income ▶	22	132,982

**Adjusted Gross Income**

23	Educator expenses	23	
24	Certain business expenses of reservists, performing artists, and fee-basis government officials. Attach Form 2106 or 2106-EZ	24	
25	Health savings account deduction. Attach Form 8889	25	
26	Moving expenses. Attach Form 3903	26	
27	Deductible part of self-employment tax. Attach Schedule SE	27	
28	Self-employed SEP, SIMPLE, and qualified plans	28	
29	Self-employed health insurance deduction	29	
30	Penalty on early withdrawal of savings	30	
31a	Alimony paid b Recipient's SSN ▶	31a	
32	IRA deduction	32	
33	Student loan interest deduction	33	
34	Tuition and fees. Attach Form 8917	34	
35	Domestic production activities deduction. Attach Form 8903	35	
36	Add lines 23 through 35	36	
37	Subtract line 36 from line 22. This is your adjusted gross income ▶	37	132,982

For Disclosure, Privacy Act, and Paperwork Reduction Act Notice, see separate instructions. Cat. No. 11320B Form **1040** (2013)

**SCHEDULE D  
(Form 1040)**

**Capital Gains and Losses**

OMB No. 1545-0074

Department of the Treasury  
Internal Revenue Service (99)

▶ **Attach to Form 1040 or Form 1040NR.**  
▶ **Information about Schedule D and its separate instructions is at [www.irs.gov/scheduled](http://www.irs.gov/scheduled).**  
▶ **Use Form 8949 to list your transactions for lines 1b, 2, 3, 8b, 9, and 10.**

**2013**  
Attachment  
Sequence No. **12**

Name(s) shown on return  
*Charles and Lily Woods*

Your social security number  
*123-00-4567*

**Part I Short-Term Capital Gains and Losses—Assets Held One Year or Less**

See instructions for how to figure the amounts to enter on the lines below. This form may be easier to complete if you round off cents to whole dollars.	(d) Proceeds (sales price)	(e) Cost (or other basis)	(g) Adjustments to gain or loss from Form(s) 8949, Part I, line 2, column (g)	(h) Gain or (loss) Subtract column (e) from column (d) and combine the result with column (g)
<b>1a</b> Totals for all short-term transactions reported on Form 1099-B for which basis was reported to the IRS and for which you have no adjustments (see instructions). However, if you choose to report all these transactions on Form 8949, leave this line blank and go to line 1b . . . . .				
<b>1b</b> Totals for all transactions reported on Form(s) 8949 with <b>Box A</b> checked . . . . .				
<b>2</b> Totals for all transactions reported on Form(s) 8949 with <b>Box B</b> checked . . . . .				
<b>3</b> Totals for all transactions reported on Form(s) 8949 with <b>Box C</b> checked . . . . .				
<b>4</b> Short-term gain from Form 6252 and short-term gain or (loss) from Forms 4684, 6781, and 8824 . . . . .				<b>4</b>
<b>5</b> Net short-term gain or (loss) from partnerships, S corporations, estates, and trusts from Schedule(s) K-1 . . . . .				<b>5</b>
<b>6</b> Short-term capital loss carryover. Enter the amount, if any, from line 8 of your <b>Capital Loss Carryover Worksheet</b> in the instructions . . . . .				<b>6</b> ( )
<b>7 Net short-term capital gain or (loss).</b> Combine lines 1a through 6 in column (h). If you have any long-term capital gains or losses, go to Part II below. Otherwise, go to Part III on the back . . . . .				<b>7</b>

**Part II Long-Term Capital Gains and Losses—Assets Held More Than One Year**

See instructions for how to figure the amounts to enter on the lines below. This form may be easier to complete if you round off cents to whole dollars.	(d) Proceeds (sales price)	(e) Cost (or other basis)	(g) Adjustments to gain or loss from Form(s) 8949, Part II, line 2, column (g)	(h) Gain or (loss) Subtract column (e) from column (d) and combine the result with column (g)
<b>8a</b> Totals for all long-term transactions reported on Form 1099-B for which basis was reported to the IRS and for which you have no adjustments (see instructions). However, if you choose to report all these transactions on Form 8949, leave this line blank and go to line 8b . . . . .				
<b>8b</b> Totals for all transactions reported on Form(s) 8949 with <b>Box D</b> checked . . . . .				
<b>9</b> Totals for all transactions reported on Form(s) 8949 with <b>Box E</b> checked . . . . .				
<b>10</b> Totals for all transactions reported on Form(s) 8949 with <b>Box F</b> checked . . . . .	40,300	21,000		19,300
<b>11</b> Gain from Form 4797, Part I; long-term gain from Forms 2439 and 6252; and long-term gain or (loss) from Forms 4684, 6781, and 8824 . . . . .				<b>11</b> 2,776
<b>12</b> Net long-term gain or (loss) from partnerships, S corporations, estates, and trusts from Schedule(s) K-1 . . . . .				<b>12</b>
<b>13</b> Capital gain distributions. See the instructions . . . . .				<b>13</b>
<b>14</b> Long-term capital loss carryover. Enter the amount, if any, from line 13 of your <b>Capital Loss Carryover Worksheet</b> in the instructions . . . . .				<b>14</b> ( )
<b>15 Net long-term capital gain or (loss).</b> Combine lines 8a through 14 in column (h). Then go to Part III on the back . . . . .				<b>15</b> 22,076

For Paperwork Reduction Act Notice, see your tax return instructions.

Cat. No. 11338H

Schedule D (Form 1040) 2013

Name(s) shown on return. (Name and SSN or taxpayer identification no. not required if shown on other side.) **Social security number or taxpayer identification number**  
 Charles and Lily Woods 123-00-4567

Most brokers issue their own substitute statement instead of using Form 1099-B. They also may provide basis information (usually your cost) to you on the statement even if it is not reported to the IRS. Before you check Box D, E, or F below, determine whether you received any statement(s) and, if so, the transactions for which basis was reported to the IRS. Brokers are required to report basis to the IRS for most stock you bought in 2011 or later.

**Part II Long-Term.** Transactions involving capital assets you held more than one year are long term. For short-term transactions, see page 1.

**Note.** You may aggregate all long-term transactions reported on Form(s) 1099-B showing basis was reported to the IRS and for which no adjustments or codes are required. Enter the total directly on Schedule D, line 8a; you are not required to report these transactions on Form 8949 (see instructions).

**You must check Box D, E, or F below. Check only one box.** If more than one box applies for your long-term transactions, complete a separate Form 8949, page 2, for each applicable box. If you have more long-term transactions than will fit on this page for one or more of the boxes, complete as many forms with the same box checked as you need.

- (D)** Long-term transactions reported on Form(s) 1099-B showing basis was reported to the IRS (see **Note** above)
- (E)** Long-term transactions reported on Form(s) 1099-B showing basis was **not** reported to the IRS
- (F)** Long-term transactions not reported to you on Form 1099-B

1	(a) Description of property (Example: 100 sh. XYZ Co.)	(b) Date acquired (Mo., day, yr.)	(c) Date sold or disposed (Mo., day, yr.)	(d) Proceeds (sales price) (see instructions)	(e) Cost or other basis. See the <b>Note</b> below and see <i>Column (e)</i> in the separate instructions	Adjustment, if any, to gain or loss. If you enter an amount in column (g), enter a code in column (f). <b>See the separate instructions.</b>		(h) Gain or (loss). Subtract column (e) from column (d) and combine the result with column (g)
						(f) Code(s) from instructions	(g) Amount of adjustment	
	Partnership #2 EDPA	12-02-06	12-02-13	25,300	10,000			15,300
	Partnership #3 EDPA	12-15-07	11-18-13	15,000	11,000			4,000
<b>2 Totals.</b> Add the amounts in columns (d), (e), (g), and (h) (subtract negative amounts). Enter each total here and include on your Schedule D, <b>line 8b</b> (if <b>Box D</b> above is checked), <b>line 9</b> (if <b>Box E</b> above is checked), or <b>line 10</b> (if <b>Box F</b> above is checked) ▶				40,300	21,000			19,300

**Note.** If you checked Box D above but the basis reported to the IRS was incorrect, enter in column (e) the basis as reported to the IRS, and enter an adjustment in column (g) to correct the basis. See *Column (g)* in the separate instructions for how to figure the amount of the adjustment.



**SCHEDULE E  
(Form 1040)**

**Supplemental Income and Loss**

OMB No. 1545-0074

(From rental real estate, royalties, partnerships, S corporations, estates, trusts, REMICs, etc.)

**2013**

Department of the Treasury  
Internal Revenue Service (99)

▶ Attach to Form 1040, 1040NR, or Form 1041.

Attachment  
Sequence No. **13**

▶ Information about Schedule E and its separate instructions is at [www.irs.gov/schedulee](http://www.irs.gov/schedulee).

Name(s) shown on return

Your social security number

Charles and Lily Woods

123-00-4567

**Part I Income or Loss From Rental Real Estate and Royalties** Note. If you are in the business of renting personal property, use Schedule C or C-EZ (see instructions). If you are an individual, report farm rental income or loss from Form 4835 on page 2, line 40.

**A** Did you make any payments in 2013 that would require you to file Form(s) 1099? (see instructions)  Yes  No  
**B** If "Yes," did you or will you file required Forms 1099?  Yes  No

<b>1a</b>	Physical address of each property (street, city, state, ZIP code)				
<b>A</b>	6924 Country Road, Anytown, VA 22306				
<b>B</b>	6915 Country Road, Anytown, VA 22306				
<b>C</b>					
<b>1b</b>	Type of Property (from list below)	<b>2</b> For each rental real estate property listed above, report the number of fair rental and personal use days. Check the <b>QJV</b> box only if you meet the requirements to file as a qualified joint venture. See instructions.	Fair Rental Days	Personal Use Days	QJV
<b>A</b>	1		365	0	<input type="checkbox"/>
<b>B</b>	1		365	0	<input type="checkbox"/>
<b>C</b>					<input type="checkbox"/>

**Type of Property:**

- 1 Single Family Residence
- 2 Multi-Family Residence
- 3 Vacation/Short-Term Rental
- 4 Commercial
- 5 Land
- 6 Royalties
- 7 Self-Rental
- 8 Other (describe)

Income:	Properties:	A	B	C
<b>3</b> Rents received . . . . .	<b>3</b>	25,000	8,300	
<b>4</b> Royalties received . . . . .	<b>4</b>			
<b>Expenses:</b>				
<b>5</b> Advertising . . . . .	<b>5</b>	600	210	
<b>6</b> Auto and travel (see instructions) . . . . .	<b>6</b>			
<b>7</b> Cleaning and maintenance . . . . .	<b>7</b>	1,500	525	
<b>8</b> Commissions. . . . .	<b>8</b>	1,200	420	
<b>9</b> Insurance . . . . .	<b>9</b>	2,000	700	
<b>10</b> Legal and other professional fees . . . . .	<b>10</b>	1,000	390	
<b>11</b> Management fees . . . . .	<b>11</b>			
<b>12</b> Mortgage interest paid to banks, etc. (see instructions)	<b>12</b>	9,000	8,510	
<b>13</b> Other interest. . . . .	<b>13</b>			
<b>14</b> Repairs. . . . .	<b>14</b>	700	245	
<b>15</b> Supplies . . . . .	<b>15</b>	600	210	
<b>16</b> Taxes . . . . .	<b>16</b>	2,000	700	
<b>17</b> Utilities . . . . .	<b>17</b>	2,400	840	
<b>18</b> Depreciation expense or depletion . . . . .	<b>18</b>	10,000	4,000	
<b>19</b> Other (list) ▶ <u>Wages and salaries</u> . . . . .	<b>19</b>	9,000	3,150	
<b>20</b> Total expenses. Add lines 5 through 19 . . . . .	<b>20</b>	40,000	19,900	
<b>21</b> Subtract line 20 from line 3 (rents) and/or 4 (royalties). If result is a (loss), see instructions to find out if you must file Form 6198 . . . . .	<b>21</b>	(15,000)	(11,600)	
<b>22</b> Deductible rental real estate loss after limitation, if any, on Form 8582 (see instructions) . . . . .	<b>22</b>	( 6,155 )	( 3,546 )	( )
<b>23a</b> Total of all amounts reported on line 3 for all rental properties . . . . .	<b>23a</b>		33,300	
<b>b</b> Total of all amounts reported on line 4 for all royalty properties . . . . .	<b>23b</b>			
<b>c</b> Total of all amounts reported on line 12 for all properties . . . . .	<b>23c</b>		17,510	
<b>d</b> Total of all amounts reported on line 18 for all properties . . . . .	<b>23d</b>		14,000	
<b>e</b> Total of all amounts reported on line 20 for all properties . . . . .	<b>23e</b>		59,900	
<b>24</b> <b>Income.</b> Add positive amounts shown on line 21. Do not include any losses . . . . .	<b>24</b>			
<b>25</b> <b>Losses.</b> Add royalty losses from line 21 and rental real estate losses from line 22. Enter total losses here . . . . .	<b>25</b>			( 9,701 )
<b>26</b> <b>Total rental real estate and royalty income or (loss).</b> Combine lines 24 and 25. Enter the result here. If Parts II, III, IV, and line 40 on page 2 do not apply to you, also enter this amount on Form 1040, line 17, or Form 1040NR, line 18. Otherwise, include this amount in the total on line 41 on page 2 . . . . .	<b>26</b>			(9,701)

For Paperwork Reduction Act Notice, see the separate instructions.

Cat. No. 11344L

Schedule E (Form 1040) 2013

Name(s) shown on return. Do not enter name and social security number if shown on other side.

Your social security number

Charles and Lily Woods

123-00-4567

**Caution.** The IRS compares amounts reported on your tax return with amounts shown on Schedule(s) K-1.

**Part II Income or Loss From Partnerships and S Corporations** **Note.** If you report a loss from an at-risk activity for which any amount is not at risk, you must check the box in column (e) on line 28 and attach Form 6198. See instructions.

**27** Are you reporting any loss not allowed in a prior year due to the at-risk, excess farm loss, or basis limitations, a prior year unallowed loss from a passive activity (if that loss was not reported on Form 8582), or unreimbursed partnership expenses? If you answered "Yes," see instructions before completing this section.  **Yes**  **No**

	(a) Name	(b) Enter P for partnership; S for S corporation	(c) Check if foreign partnership	(d) Employer identification number	(e) Check if any amount is not at risk
<b>A</b>	Partnership #2 (EDPA)	P	<input type="checkbox"/>	10-1672810	<input type="checkbox"/>
<b>B</b>	Partnership #3 (EDPA)	P	<input type="checkbox"/>	10-9876243	<input type="checkbox"/>
<b>C</b>	Partnership #1	P	<input type="checkbox"/>	10-5566650	<input type="checkbox"/>
<b>D</b>	Partnership #4	P	<input type="checkbox"/>	10-7435837	<input type="checkbox"/>

Passive Income and Loss			Nonpassive Income and Loss		
(f) Passive loss allowed (attach Form 8582 if required)	(g) Passive income from Schedule K-1	(h) Nonpassive loss from Schedule K-1	(i) Section 179 expense deduction from Form 4562	(j) Nonpassive income from Schedule K-1	
<b>A</b>	From PTP(3,645)				
<b>B</b>			(9,000)		
<b>C</b>	(2,600)	4,000			
<b>D</b>	(148)				
<b>29a</b> Totals		4,000			
<b>b</b> Totals	(6,393)		(9,000)		
<b>30</b>	Add columns (g) and (j) of line 29a . . . . .				<b>30</b> 4,000
<b>31</b>	Add columns (f), (h), and (i) of line 29b . . . . .				<b>31</b> ( 15,393 )
<b>32</b>	<b>Total partnership and S corporation income or (loss).</b> Combine lines 30 and 31. Enter the result here and include in the total on line 41 below . . . . .				<b>32</b> (11,393)

**Part III Income or Loss From Estates and Trusts**

	(a) Name	(b) Employer identification number
<b>A</b>		
<b>B</b>		

Passive Income and Loss			Nonpassive Income and Loss		
(c) Passive deduction or loss allowed (attach Form 8582 if required)	(d) Passive income from Schedule K-1	(e) Deduction or loss from Schedule K-1	(f) Other income from Schedule K-1		
<b>A</b>					
<b>B</b>					
<b>34a</b> Totals					
<b>b</b> Totals					
<b>35</b>	Add columns (d) and (f) of line 34a . . . . .				<b>35</b>
<b>36</b>	Add columns (c) and (e) of line 34b . . . . .				<b>36</b> ( )
<b>37</b>	<b>Total estate and trust income or (loss).</b> Combine lines 35 and 36. Enter the result here and include in the total on line 41 below . . . . .				<b>37</b>

**Part IV Income or Loss From Real Estate Mortgage Investment Conduits (REMICs) – Residual Holder**

	(a) Name	(b) Employer identification number	(c) Excess inclusion from Schedules Q, line 2c (see instructions)	(d) Taxable income (net loss) from Schedules Q, line 1b	(e) Income from Schedules Q, line 3b
<b>38</b>					
<b>39</b>	Combine columns (d) and (e) only. Enter the result here and include in the total on line 41 below				<b>39</b>

**Part V Summary**

<b>40</b>	Net farm rental income or (loss) from Form 4835. Also, complete line 42 below . . . . .	<b>40</b>	
<b>41</b>	<b>Total income or (loss).</b> Combine lines 26, 32, 37, 39, and 40. Enter the result here and on Form 1040, line 17, or Form 1040NR, line 18 ▶	<b>41</b>	(21,094)
<b>42</b>	<b>Reconciliation of farming and fishing income.</b> Enter your gross farming and fishing income reported on Form 4835, line 7; Schedule K-1 (Form 1065), box 14, code B; Schedule K-1 (Form 1120S), box 17, code V; and Schedule K-1 (Form 1041), box 14, code F (see instructions) . .	<b>42</b>	
<b>43</b>	<b>Reconciliation for real estate professionals.</b> If you were a real estate professional (see instructions), enter the net income or (loss) you reported anywhere on Form 1040 or Form 1040NR from all rental real estate activities in which you materially participated under the passive activity loss rules . .	<b>43</b>	

**Sales of Business Property**  
**(Also Involuntary Conversions and Recapture Amounts Under Sections 179 and 280F(b)(2))**

Department of the Treasury  
Internal Revenue Service

▶ **Information about Form 4797 and its separate instructions is at [www.irs.gov/form4797](http://www.irs.gov/form4797).**

Attachment  
Sequence No. **27**

Name(s) shown on return *Charles and Lily Woods* Identifying number *123-00-4567*

**1** Enter the gross proceeds from sales or exchanges reported to you for 2013 on Form(s) 1099-B or 1099-S (or substitute statement) that you are including on line 2, 10, or 20 (see instructions) . . . . . **1**

**Part I Sales or Exchanges of Property Used in a Trade or Business and Involuntary Conversions From Other Than Casualty or Theft—Most Property Held More Than 1 Year** (see instructions)

<b>2</b>	<b>(a)</b> Description of property	<b>(b)</b> Date acquired (mo., day, yr.)	<b>(c)</b> Date sold (mo., day, yr.)	<b>(d)</b> Gross sales price	<b>(e)</b> Depreciation allowed or allowable since acquisition	<b>(f)</b> Cost or other basis, plus improvements and expense of sale	<b>(g)</b> Gain or (loss) Subtract (f) from the sum of (d) and (e)
	<i>Section 1231 Assets</i>	<i>01-05-05</i>	<i>01-08-13</i>	<i>6,000</i>		<i>3,224</i>	<i>2,776</i>
	<i>Activity A</i>						

**3** Gain, if any, from Form 4684, line 39 . . . . . **3**

**4** Section 1231 gain from installment sales from Form 6252, line 26 or 37 . . . . . **4**

**5** Section 1231 gain or (loss) from like-kind exchanges from Form 8824 . . . . . **5**

**6** Gain, if any, from line 32, from other than casualty or theft. . . . . **6**

**7** Combine lines 2 through 6. Enter the gain or (loss) here and on the appropriate line as follows: . . . . . **7** *2,776*

**Partnerships (except electing large partnerships) and S corporations.** Report the gain or (loss) following the instructions for Form 1065, Schedule K, line 10, or Form 1120S, Schedule K, line 9. Skip lines 8, 9, 11, and 12 below.

**Individuals, partners, S corporation shareholders, and all others.** If line 7 is zero or a loss, enter the amount from line 7 on line 11 below and skip lines 8 and 9. If line 7 is a gain and you did not have any prior year section 1231 losses, or they were recaptured in an earlier year, enter the gain from line 7 as a long-term capital gain on the Schedule D filed with your return and skip lines 8, 9, 11, and 12 below.

**8** Nonrecaptured net section 1231 losses from prior years (see instructions) . . . . . **8**

**9** Subtract line 8 from line 7. If zero or less, enter -0-. If line 9 is zero, enter the gain from line 7 on line 12 below. If line 9 is more than zero, enter the amount from line 8 on line 12 below and enter the gain from line 9 as a long-term capital gain on the Schedule D filed with your return (see instructions) . . . . . **9**

**Part II Ordinary Gains and Losses** (see instructions)

**10** Ordinary gains and losses not included on lines 11 through 16 (include property held 1 year or less):


**11** Loss, if any, from line 7 . . . . . **11** ( )

**12** Gain, if any, from line 7 or amount from line 8, if applicable . . . . . **12**

**13** Gain, if any, from line 31 . . . . . **13**

**14** Net gain or (loss) from Form 4684, lines 31 and 38a . . . . . **14**

**15** Ordinary gain from installment sales from Form 6252, line 25 or 36 . . . . . **15**

**16** Ordinary gain or (loss) from like-kind exchanges from Form 8824. . . . . **16**

**17** Combine lines 10 through 16 . . . . . **17**

**18** For all except individual returns, enter the amount from line 17 on the appropriate line of your return and skip lines a and b below. For individual returns, complete lines a and b below:

**a** If the loss on line 11 includes a loss from Form 4684, line 35, column (b)(ii), enter that part of the loss here. Enter the part of the loss from income-producing property on Schedule A (Form 1040), line 28, and the part of the loss from property used as an employee on Schedule A (Form 1040), line 23. Identify as from "Form 4797, line 18a." See instructions . . . . . **18a**

**b** Redetermine the gain or (loss) on line 17 excluding the loss, if any, on line 18a. Enter here and on Form 1040, line 14 . . . . . **18b**

## Passive Activity Loss Limitations

▶ See separate instructions.

▶ Attach to Form 1040 or Form 1041.

▶ Information about Form 8582 and its instructions is available at [www.irs.gov/form8582](http://www.irs.gov/form8582).

Name(s) shown on return  
 Charles and Lily Woods

Identifying number  
 123-00-4567

### Part I 2013 Passive Activity Loss

**Caution:** Complete Worksheets 1, 2, and 3 before completing Part I.

#### Rental Real Estate Activities With Active Participation (For the definition of active participation, see Special Allowance for Rental Real Estate Activities in the instructions.)

<b>1a</b> Activities with net income (enter the amount from Worksheet 1, column (a)) . . . . .	<b>1a</b>	2,776		
<b>b</b> Activities with net loss (enter the amount from Worksheet 1, column (b)) . . . . .	<b>1b</b> (	26,600	)	
<b>c</b> Prior years unallowed losses (enter the amount from Worksheet 1, column (c)) . . . . .	<b>1c</b> (	14,892	)	
<b>d</b> Combine lines 1a, 1b, and 1c . . . . .	<b>1d</b>	(38,716)		

#### Commercial Revitalization Deductions From Rental Real Estate Activities

<b>2a</b> Commercial revitalization deductions from Worksheet 2, column (a) . . . . .	<b>2a</b> (			
<b>b</b> Prior year unallowed commercial revitalization deductions from Worksheet 2, column (b) . . . . .	<b>2b</b> (		)	
<b>c</b> Add lines 2a and 2b . . . . .	<b>2c</b> (		)	

#### All Other Passive Activities

<b>3a</b> Activities with net income (enter the amount from Worksheet 3, column (a)) . . . . .	<b>3a</b>	4,000		
<b>b</b> Activities with net loss (enter the amount from Worksheet 3, column (b)) . . . . .	<b>3b</b> (	2,400	)	
<b>c</b> Prior years unallowed losses (enter the amount from Worksheet 3, column (c)) . . . . .	<b>3c</b> (	4,100	)	
<b>d</b> Combine lines 3a, 3b, and 3c . . . . .	<b>3d</b>	(2,500)		

<b>4</b> Combine lines 1d, 2c, and 3d. If this line is zero or more, stop here and include this form with your return; all losses are allowed, including any prior year unallowed losses entered on line 1c, 2b, or 3c. Report the losses on the forms and schedules normally used . . . . .	<b>4</b>	(41,216)		
--	----------	----------	--	--

- If line 4 is a loss and:
- Line 1d is a loss, go to Part II.
  - Line 2c is a loss (and line 1d is zero or more), skip Part II and go to Part III.
  - Line 3d is a loss (and lines 1d and 2c are zero or more), skip Parts II and III and go to line 15.

**Caution:** If your filing status is married filing separately and you lived with your spouse at any time during the year, **do not** complete Part II or Part III. Instead, go to line 15.

### Part II Special Allowance for Rental Real Estate Activities With Active Participation

**Note:** Enter all numbers in Part II as positive amounts. See instructions for an example.

<b>5</b> Enter the <b>smaller</b> of the loss on line 1d or the loss on line 4 . . . . .	<b>5</b>	38,716		
<b>6</b> Enter \$150,000. If married filing separately, see instructions . . . . .	<b>6</b>	150,000		
<b>7</b> Enter modified adjusted gross income, but not less than zero (see instructions)	<b>7</b>	138,655		
<b>Note:</b> If line 7 is greater than or equal to line 6, skip lines 8 and 9, enter -0- on line 10. Otherwise, go to line 8.				
<b>8</b> Subtract line 7 from line 6 . . . . .	<b>8</b>	11,345		
<b>9</b> Multiply line 8 by 50% (.5). <b>Do not</b> enter more than \$25,000. If married filing separately, see instructions	<b>9</b>	5,673		
<b>10</b> Enter the <b>smaller</b> of line 5 or line 9 . . . . .	<b>10</b>	5,673		

If line 2c is a loss, go to Part III. Otherwise, go to line 15.

### Part III Special Allowance for Commercial Revitalization Deductions From Rental Real Estate Activities

**Note:** Enter all numbers in Part III as positive amounts. See the example for Part II in the instructions.

<b>11</b> Enter \$25,000 reduced by the amount, if any, on line 10. If married filing separately, see instructions	<b>11</b>			
<b>12</b> Enter the loss from line 4 . . . . .	<b>12</b>			
<b>13</b> Reduce line 12 by the amount on line 10 . . . . .	<b>13</b>			
<b>14</b> Enter the <b>smallest</b> of line 2c (treated as a positive amount), line 11, or line 13 . . . . .	<b>14</b>			

### Part IV Total Losses Allowed

<b>15</b> Add the income, if any, on lines 1a and 3a and enter the total . . . . .	<b>15</b>	6,776		
<b>16</b> <b>Total losses allowed from all passive activities for 2013.</b> Add lines 10, 14, and 15. See instructions to find out how to report the losses on your tax return . . . . .	<b>16</b>	12,449		

For Paperwork Reduction Act Notice, see instructions.



**Caution:** The worksheets must be filed with your tax return. Keep a copy for your records.

**Worksheet 1—For Form 8582, Lines 1a, 1b, and 1c** (See instructions.)

Name of activity	Current year		Prior years	Overall gain or loss	
	(a) Net income (line 1a)	(b) Net loss (line 1b)	(c) Unallowed loss (line 1c)	(d) Gain	(e) Loss
Activity A	2,776	(15,000)	(6,667)		(18,891)
Activity B		(11,600)	(8,225)		(19,825)
<b>Total. Enter on Form 8582, lines 1a, 1b, and 1c</b> . . . . . ▶	2,776	(26,600)	(14,892)		

**Worksheet 2—For Form 8582, Lines 2a and 2b** (See instructions.)

Name of activity	(a) Current year deductions (line 2a)	(b) Prior year unallowed deductions (line 2b)	(c) Overall loss
<b>Total. Enter on Form 8582, lines 2a and 2b</b> . . . . . ▶			

**Worksheet 3—For Form 8582, Lines 3a, 3b, and 3c** (See instructions.)

Name of activity	Current year		Prior years	Overall gain or loss	
	(a) Net income (line 3a)	(b) Net loss (line 3b)	(c) Unallowed loss (line 3c)	(d) Gain	(e) Loss
Partnership #1	4,000		(2,600)	1,400	
Partnership #4		(2,400)	(1,500)		(3,900)
<b>Total. Enter on Form 8582, lines 3a, 3b, and 3c</b> . . . . . ▶	4,000	(2,400)	(4,100)		

**Worksheet 4—Use this worksheet if an amount is shown on Form 8582, line 10 or 14** (See instructions.)

Name of activity	Form or schedule and line number to be reported on (see instructions)	(a) Loss	(b) Ratio	(c) Special allowance	(d) Subtract column (c) from column (a)
Activity A	Sch E, line 22	18,891	.487938	2,768	16,123
Activity B	Sch E, line 22	19,825	.512062	2,905	16,920
<b>Total</b> . . . . . ▶		38,716	1.00	5,673	33,043

**Worksheet 5—Allocation of Unallowed Losses** (See instructions.)

Name of activity	Form or schedule and line number to be reported on (see instructions)	(a) Loss	(b) Ratio	(c) Unallowed loss
Activity A	Sch E, line 22	16,123	.436429	15,512
Activity B	Sch E, line 22	16,920	.458003	16,279
Partnership #4	Sch E, line 28D	3,900	.105568	3,752
<b>Total</b> . . . . . ▶		36,943	1.00	35,543

**Worksheet 6—Allowed Losses** (See instructions.)

Name of activity	Form or schedule and line number to be reported on (see instructions)	(a) Loss	(b) Unallowed loss	(c) Allowed loss
Activity A	Sch E, line 22	21,667	15,512	6,155
Activity B	Sch E, line 22	19,825	16,279	3,546
Partnership #4	Sch E, line 28D	3,900	3,752	148
<b>Total</b> . . . . . ▶		45,392	35,543	9,849

**Worksheet 7—Activities With Losses Reported on Two or More Forms or Schedules** (See instructions.)

Name of activity:	(a)	(b)	(c) Ratio	(d) Unallowed loss	(e) Allowed loss
<b>Form or schedule and line number to be reported on (see instructions):</b> . . . . .					
1a Net loss plus prior year unallowed loss from form or schedule . ▶					
b Net income from form or schedule . . . . . ▶					
c Subtract line 1b from line 1a. If zero or less, enter -0- ▶					
<b>Form or schedule and line number to be reported on (see instructions):</b> . . . . .					
1a Net loss plus prior year unallowed loss from form or schedule . ▶					
b Net income from form or schedule . . . . . ▶					
c Subtract line 1b from line 1a. If zero or less, enter -0- ▶					
<b>Form or schedule and line number to be reported on (see instructions):</b> . . . . .					
1a Net loss plus prior year unallowed loss from form or schedule . ▶					
b Net income from form or schedule . . . . . ▶					
c Subtract line 1b from line 1a. If zero or less, enter -0- ▶					
<b>Total</b> . . . . . ▶			1.00		

## At-Risk Limits

The at-risk rules limit your losses from most activities to your amount at risk in the activity. You treat any loss that is disallowed because of the at-risk limits as a deduction from the same activity in the next tax year. If your losses from an at-risk activity are allowed, they are subject to recapture in later years if your amount at risk is reduced below zero.



*You must apply the at-risk rules before the passive activity rules discussed in the first part of this publication.*

**Loss defined.** A loss is the excess of allowable deductions from the activity for the year (including depreciation or amortization allowed or allowable and disregarding the at-risk limits) over income received or accrued from the activity during the year. Income does not include income from the recapture of previous losses (discussed later, under [Recapture Rule](#)).

**Form 6198.** Use Form 6198 to figure how much loss from an activity you can deduct.

1. You must file Form 6198 with your tax return if:
  - a. You have a loss from any part of an activity that is covered by the at-risk rules, and
  - b. You are not at risk for some of your investment in the activity.
2. You must file Form 6198 if you are engaged in an activity included in (6) under [Activities Covered by the At-Risk Rules](#), later, and you have borrowed amounts described in [Certain borrowed amounts excluded](#) under [At-Risk Amounts](#), later.

**Loss limits for partners and S corporation shareholders.** Four separate limits may apply to a partner's or shareholder's distributive share of an item of deduction or loss from a partnership or S corporation, respectively. The limits determine the amount each partner or shareholder can deduct on his or her own return. These limits and the order in which they apply are:

1. The adjusted basis of:
  - a. The partner's partnership interest, or
  - b. The shareholder's stock plus any loans the shareholder makes to the corporation,
2. The excess farm loss rules,
3. The at-risk rules, and
4. The passive activity rules.

See *Limitations on Losses, Deductions, and Credits* in Partner's Instructions for Schedule K-1 (Form 1065) and Shareholder's Instructions for Schedule K-1 (Form 1120S).

See [Coordination with other limitations on deductions that apply before the passive activity rules](#), earlier.

## Who Is Affected?

The at-risk limits apply to individuals (including partners and S corporation shareholders), estates, trusts, and certain closely held C corporations.

**Closely held C corporation.** For the at-risk rules, a C corporation is a closely held corporation if at any time during the last half of the tax year, more than 50% in value of its outstanding stock is owned directly or indirectly by or for five or fewer individuals.

To figure if more than 50% in value of the stock is owned by five or fewer individuals, apply the following rules.

1. Stock owned directly or indirectly by or for a corporation, partnership, estate, or trust is considered owned proportionately by its shareholders, partners, or beneficiaries.
2. An individual is considered to own the stock owned directly or indirectly by or for his or her family. Family includes only brothers and sisters (including half-brothers and half-sisters), a spouse, ancestors, and lineal descendants.
3. If a person holds an option to buy stock, he or she is considered to be the owner of that stock.
4. When applying rule (1) or (2), stock considered owned by a person under rule (1) or (3) is treated as actually owned by that person. Stock considered owned by an individual under rule (2) is not treated as owned by the individual for again applying rule (2) to consider another the owner of that stock.
5. Stock that may be considered owned by an individual under either rule (2) or (3) is considered owned by the individual under rule (3).

## Activities Covered by the At-Risk Rules

If you are involved in one of the following activities as a trade or business or for the production of income, you are subject to the at-risk rules.

1. Holding, producing, or distributing motion picture films or video tapes.
2. Farming.
3. Leasing section 1245 property, including personal property and certain other tangible property that is depreciable or amortizable. See [Section 1245 property](#), later.
4. Exploring for, or exploiting, oil and gas.
5. Exploring for, or exploiting, geothermal deposits (for wells started after September 1978).
6. Any other activity not included in (1) through (5) that is carried on as a trade or business or for the production of income.

**Section 1245 property.** Section 1245 property includes any property that is or has been subject to depreciation or amortization and is:

1. Personal property,

2. Other tangible property (other than a building or its structural components) that is:
  - a. Used in manufacturing, production, extraction or furnishing transportation, communications, electrical energy, gas, water, or sewage disposal services,
  - b. A research facility used for the activities in (a), or
  - c. A facility used in any of the activities in (a) for the bulk storage of fungible commodities,
3. Real property (other than property described in (2)) with an adjusted basis that was reduced by certain amortization deductions listed in section 1245(a)(3)(C) of the Internal Revenue Code,
4. A single purpose agricultural or horticultural structure, or
5. A storage facility (other than a building or its structural components) used for the distribution of petroleum.

**Exception for holding real property placed in service before 1987.** The at-risk rules do not apply to the holding of real property placed in service before 1987. They also do not apply to the holding of an interest acquired before 1987 in a pass-through entity engaged in holding real property placed in service before 1987. This exception does not apply to holding mineral property.

Personal property and services that are incidental to making real property available as living accommodations are included in the activity of holding real property. For example, making personal property, such as furniture, and services available when renting a hotel or motel room or a furnished apartment is considered incidental to making real property available as living accommodations.

**Exception for equipment leasing by a closely held corporation.** If a closely held corporation is actively engaged in equipment leasing, the equipment leasing is treated as a separate activity not covered by the at-risk rules. A closely held corporation is actively engaged in equipment leasing if 50% or more of its gross receipts for the tax year are from equipment leasing. Equipment leasing means the leasing, purchasing, servicing, and selling of equipment that is section 1245 property.

However, equipment leasing does not include the leasing of master sound recordings and similar contractual arrangements for tangible or intangible assets associated with literary, artistic, or musical properties, such as books, lithographs of artwork, or musical tapes. A closely held corporation cannot exclude these leasing activities from the at-risk rules nor count them as equipment leasing for the gross receipts test.

The equipment leasing exclusion also is not available for leasing activities related to other at-risk activities, such as motion picture films and video tapes, farming, oil and gas properties, and geothermal deposits. For example, if a closely held corporation leases a video tape, it cannot exclude this leasing activity from the

at-risk rules under the equipment leasing exclusion.

**Controlled group of corporations.** A controlled group of corporations is subject to special rules for the equipment leasing exclusion. See section 465(c) of the Internal Revenue Code.

**Special exception for qualified corporations.** A qualified corporation is not subject to the at-risk limits for any qualifying business carried on by the corporation. Each qualifying business is treated as a separate activity.

**Qualified corporation.** A qualified corporation is a closely held C corporation, defined earlier, that is not:

- A personal holding company, or
- A personal service corporation (defined in section 269A(b) of the Internal Revenue Code, but determined by substituting 5% for 10%).

**Qualifying business.** A qualifying business is any active business if all of the following apply.

1. During the entire 12-month period ending on the last day of the tax year, the corporation had at least:
  - a. One full-time employee whose services were in the active management of the business, and
  - b. Three full-time nonowner employees whose services were directly related to the business. A nonowner employee is an employee who does not own more than 5% in value of the outstanding stock of the corporation at any time during the tax year. (The rules for constructive ownership of stock in section 318 of the Internal Revenue Code apply. However, in applying these rules, an owner of 5% or more, rather than 50% or more, of the value of a corporation's stock is considered to own a proportionate share of any stock owned by the corporation.)
2. Deductions due to the business that are allowable to the corporation as business expenses and as contributions to certain employee benefit plans for the tax year exceed 15% of the gross income from the business.
3. The business is not an excluded business. Generally, an excluded business means equipment leasing as defined, earlier, under [Exception for equipment leasing by a closely held corporation](#), and any business involving the use, exploitation, sale, lease, or other disposition of master sound recordings, motion picture films, video tapes, or tangible or intangible assets associated with literary, artistic, musical, or similar properties.

## Separation of Activities

Generally, you treat your activity involving each film or video tape, item of leased section 1245 property, farm, oil and gas property, or

geothermal property as a separate activity. In addition, each investment that is not a part of a trade or business is treated as a separate activity.

**Leasing by a partnership or S corporation.** For a partnership or S corporation, treat all leasing of section 1245 property that is placed in service in any tax year of the partnership or S corporation as one activity.

## Aggregation of Activities

Activities described in (6) under [Activities Covered by the At-Risk Rules](#), earlier, that constitute a trade or business are treated as one activity if:

- You actively participate in the management of the trade or business, or
- The trade or business is carried on by a partnership or S corporation and 65% or more of its losses for the tax year are allocable to persons who actively participate in the management of the trade or business.

Similar rules apply to activities described in (1) through (5) of that earlier discussion.

**Active participation.** Active participation depends on all the facts and circumstances. Factors that indicate active participation include making decisions involving the operation or management of the activity, performing services for the activity, and hiring and discharging employees. Factors that indicate a lack of active participation include lack of control in managing and operating the activity, having authority only to discharge the manager of the activity, and having a manager of the activity who is an independent contractor rather than an employee.

**Partners and S corporation shareholders.** Partners or shareholders may aggregate activities of their partnership or S corporation within each of the following categories.

- Films and video tapes,
- Farms,
- Oil and gas properties, and
- Geothermal properties.

For example, if a partnership or S corporation produces two films or video tapes, the partners or S corporation shareholders may treat the production of both films or video tapes as one activity for purposes of the at-risk rules.

## At-Risk Amounts

You are at risk in any activity for:

1. The money and adjusted basis of property you contribute to the activity, and
2. Amounts you borrow for use in the activity if:
  - a. You are personally liable for repayment, or
  - b. You pledge property (other than property used in the activity) as security for the loan.

**Amounts borrowed.** You are at risk for amounts borrowed to use in the activity if you are personally liable for repayment. You are also at risk if the amounts borrowed are secured by property other than property used in the activity. In this case, the amount considered at risk is the net fair market value of your interest in the pledged property. The net fair market value of property is its fair market value (determined on the date the property is pledged) less any prior (or superior) claims to which it is subject. However, no property will be taken into account as security if it is directly or indirectly financed by debt that is secured by property you contributed to the activity.



*If you borrow money to finance a contribution to an activity, you cannot increase your amount at risk by the contribution and the amount borrowed to finance the contribution. You may increase your at-risk amount only once.*

**Certain borrowed amounts excluded.** Even if you are personally liable for the repayment of a borrowed amount or you secure a borrowed amount with property other than property used in the activity, you are not considered at risk if you borrowed the money from a person having an interest in the activity or from someone related to a person (other than you) having an interest in the activity. This does not apply to:

- Amounts borrowed by a corporation from a person whose only interest in the activity is as a shareholder of the corporation,
- Amounts borrowed from a person having an interest in the activity as a creditor, or
- Amounts borrowed after May 3, 2004, secured by real property used in the activity of holding real property (other than mineral property) that, if nonrecourse, would be qualified nonrecourse financing.

**Related persons.** Related persons include:

- Members of a family, but only an individual's brothers and sisters, half-brothers and half-sisters, spouse, ancestors (parents, grandparents, etc.), and lineal descendants (children, grandchildren, etc.),
- Two corporations that are members of the same controlled group of corporations determined by applying a 10% ownership test,
- The fiduciaries of two different trusts, or the fiduciary and beneficiary of two different trusts, if the same person is the grantor of both trusts,
- A tax-exempt educational or charitable organization and a person who directly or indirectly controls it (or a member of whose family controls it),
- A corporation and an individual who owns directly or indirectly more than 10% of the value of the outstanding stock of the corporation,
- A trust fiduciary and a corporation of which more than 10% in value of the outstanding stock is owned directly or indirectly by or for the trust or by or for the grantor of the trust,
- The grantor and fiduciary, or the fiduciary and beneficiary, of any trust,



- A corporation and a partnership if the same persons own more than 10% in value of the outstanding stock of the corporation and more than 10% of the capital interest or the profits interest in the partnership,
- Two S corporations if the same persons own more than 10% in value of the outstanding stock of each corporation,
- An S corporation and a regular corporation if the same persons own more than 10% in value of the outstanding stock of each corporation,
- A partnership and a person who owns directly or indirectly more than 10% of the capital or profits of the partnership,
- Two partnerships if the same persons directly or indirectly own more than 10% of the capital or profits of each,
- Two persons who are engaged in business under common control, and
- An executor of an estate and a beneficiary of that estate.

To determine the direct or indirect ownership of the outstanding stock of a corporation, apply the following rules.

1. Stock owned directly or indirectly by or for a corporation, partnership, estate, or trust is considered owned proportionately by or for its shareholders, partners, or beneficiaries.
2. Stock owned directly or indirectly by or for an individual's family is considered owned by the individual. The family of an individual includes only brothers and sisters, half-brothers and half-sisters, a spouse, ancestors, and lineal descendants.
3. Any stock in a corporation owned by an individual (other than by applying rule (2)) is considered owned directly or indirectly by the individual's partner.
4. When applying rule (1), (2), or (3), stock considered owned by a person under rule (1) is treated as actually owned by that person. But, if a person constructively owns stock because of rule (2) or (3), he or she does not own the stock for purposes of applying either rule (2) or (3) to make another person the constructive owner of the same stock.

**Effect of government price support programs.** A government target price program or other government price support programs for a product that you grow does not, without agreements limiting your costs, reduce the amount you have at risk.

**Effect of increasing amounts at risk in subsequent years.** Any loss that is allowable in a particular year reduces your at-risk investment (but not below zero) as of the beginning of the next tax year and in all succeeding tax years for that activity. If you have a loss that is more than your at-risk amount, the loss disallowed will not be allowed in later years unless you increase your at-risk amount. Losses that are suspended because they are greater than your investment that is at risk are treated as a deduction for the activity in the following year. Consequently, if your amount at risk increases in later years, you may deduct previously suspended losses to the

extent that the increases in your amount at risk exceed your losses in later years. However, your deduction of suspended losses may be limited by the passive loss rules.

## Amounts Not At Risk

You are not considered at risk for amounts protected against loss through nonrecourse financing, guarantees, stop loss agreements, or other similar arrangements.

**Nonrecourse financing.** Nonrecourse financing is financing for which you are not personally liable. If you borrow money to contribute to an activity and the lender's only recourse is to your interest in the activity or the property used in the activity, the loan is a nonrecourse loan.

You are not considered at risk for your share of any nonrecourse loan used to finance an activity or to acquire property used in the activity unless the loan is secured by property not used in the activity.

However, you are considered at risk for qualified nonrecourse financing secured by real property used in an activity of holding real property. Qualified nonrecourse financing is financing for which no one is personally liable for repayment and that is:

- Borrowed by you in connection with the activity of holding real property,
- Secured by real property used in the activity,
- Not convertible from a debt obligation to an ownership interest, and
- Loaned or guaranteed by any federal, state, or local government, or borrowed by you from a qualified person.

**Other types of property used as security.** The rules in the next two paragraphs apply to any financing incurred after August 3, 1998. You also can choose to apply these rules to financing you obtained before August 4, 1998. If you do that, you must reduce the amounts at risk as a result of applying these rules to years ending before August 4, 1998, to the extent they increase the losses allowed for those years.

In determining whether qualified nonrecourse financing is secured only by real property used in the activity of holding real property, disregard property that is incidental to the activity of holding real property. Also disregard other property if the total gross fair market value of that property is less than 10% of the total gross fair market value of all the property securing the financing.

For this purpose, treat yourself as owning directly your proportional share of the assets in any partnership in which you own, directly or indirectly, an equity interest.

**Qualified person.** A qualified person is a person who actively and regularly engages in the business of lending money. The most common example is a bank.

However, none of the following persons can be a qualified person.

- A person related to you in one of the ways listed under *Related persons*, earlier. However, a person related to you may be a qualified person if the nonrecourse financing is commercially reasonable and on the

same terms as loans involving unrelated persons.

- A person from which you acquired the property or a person related to that person.
- A person who receives a fee due to your investment in the real property or a person related to that person.

**Other loss limiting arrangements.** Any capital you have contributed to an activity is not at risk if you are protected against economic loss by an agreement or arrangement for compensation or reimbursement. For example, you are not at risk if you will be reimbursed for part or all of any loss because of a binding agreement between yourself and another person.

**Example 1.** Some commercial feedlots reimburse investors against any loss sustained on sales of the fed livestock above a stated dollar amount per head. Under such stop loss orders, the investor is at risk only for the portion of the investor's capital for which the investor is not entitled to a reimbursement.

**Example 2.** You are personally liable for a mortgage, but you separately obtain insurance to compensate you for any payments you must actually make because of your personal liability. You are considered at risk only to the extent of the uninsured portion of the personal liability to which you are exposed. You can include in the amount you have at risk the amount of any premium which you paid from your personal assets for the insurance. However, if you obtain casualty insurance or insurance protecting yourself against tort liability, it does not affect the amount you are otherwise considered to have at risk.

## Reductions of Amounts At Risk

The amount you have at risk in any activity is reduced by any losses allowed in previous years under the at-risk rules. It may also be reduced because of distributions you received from the activity, debts changed from recourse to nonrecourse, or the initiation of a stop loss or similar agreement. If the amount at risk is reduced below zero, your previously allowed losses are subject to recapture, as explained next.

## Recapture Rule

If the amount you have at risk in any activity at the end of any tax year is less than zero, you must recapture at least part of your previously allowed losses. You do this by adding to your income from the activity for that year the lesser of the following amounts:

- The negative at-risk amount (treated as a positive amount), or
- The total amount of losses deducted in previous tax years beginning after 1978, minus any amounts you previously added to your income from that activity under this recapture rule.

Do not use the recapture income to reduce any net loss from the activity for the tax year. Instead, treat the recaptured amount as a deduction for the activity in the next tax year.

**Pre-1979 activity.** If the amount you had at risk in an activity at the end of your tax year that began in 1978 was less than zero, you apply the preceding rule for the recapture of losses by substituting that negative amount for zero. For example, if your at-risk amount for that tax year was minus \$50, you will recapture losses only when your at-risk amount goes below minus \$50.

## How To Get Tax Help

Whether it's help with a tax issue, preparing your tax return or a need for a free publication or form, get the help you need the way you want it: online, use a smart phone, call or walk in to an IRS office or volunteer site near you.

**Free help with your tax return.** You can get free help preparing your return nationwide from IRS-certified volunteers. The Volunteer Income Tax Assistance (VITA) program helps low-to-moderate income, elderly, people with disabilities, and limited English proficient taxpayers. The Tax Counseling for the Elderly (TCE) program helps taxpayers age 60 and older with their tax returns. Most VITA and TCE sites offer free electronic filing and all volunteers will let you know about credits and deductions you may be entitled to claim. In addition, some VITA and TCE sites provide taxpayers the opportunity to prepare their own return with help from an IRS-certified volunteer. To find the nearest VITA or TCE site, you can use the VITA Locator Tool on IRS.gov, download the IRS2Go app, or call 1-800-906-9887.

As part of the TCE program, AARP offers the Tax-Aide counseling program. To find the nearest AARP Tax-Aide site, visit AARP's website at [www.aarp.org/money/taxaide](http://www.aarp.org/money/taxaide) or call 1-888-227-7669. For more information on these programs, go to IRS.gov and enter "VITA" in the search box.

**Internet. IRS.gov** and **IRS2Go** are ready when you are —24 hours a day, 7 days a week.

- Download the free IRS2Go app from the iTunes app store or from Google Play. Use it to check your refund status, order transcripts of your tax returns or tax account, watch the IRS YouTube channel, get IRS news as soon as it's released to the public, subscribe to filing season updates or daily tax tips, and follow the IRS Twitter news feed, @IRSnews, to get the latest federal tax news, including information about tax law changes and important IRS programs.
- Check the status of your 2013 refund with the [Where's My Refund?](#) application on IRS.gov or download the IRS2Go app and select the [Refund Status](#) option. The IRS issues more than 9 out of 10 refunds in less than 21 days. Using these applications, you can start checking on the status of your return within 24 hours after we receive your e-filed return or 4 weeks after you mail a paper return. You will also be given a personalized refund date as soon as the IRS processes your tax return and approves your refund. The IRS updates [Where's My Refund?](#) every 24 hours, usu-

ally overnight, so you only need to check once a day.

- Use the [Interactive Tax Assistant](#) (ITA) to research your tax questions. No need to wait on the phone or stand in line. The ITA is available 24 hours a day, 7 days a week, and provides you with a variety of tax information related to general filing topics, deductions, credits, and income. When you reach the response screen, you can print the entire interview and the final response for your records. New subject areas are added on a regular basis. Answers not provided through ITA may be found in [Tax Trails](#), one of the Tax Topics on IRS.gov which contain general individual and business tax information or by searching the [IRS Tax Map](#), which includes an **international subject index**. You can use the **IRS Tax Map** to search publications and instructions by topic or keyword. The IRS Tax Map integrates forms and publications into one research tool and provides single-point access to tax law information by subject. When the user searches the IRS Tax Map, they will be provided with links to related content in existing IRS publications, forms and instructions, questions and answers, and Tax Topics.
- Coming this filing season, you can immediately view and print for free all 5 types of individual federal tax transcripts (tax returns, tax account, record of account, wage and income statement, and certification of non-filing) using **Get Transcript**. You can also ask the IRS to mail a return or an account transcript to you. Only the mail option is available by choosing the [Tax Records](#) option on the IRS2Go app by selecting [Mail Transcript](#) on IRS.gov or by calling 1-800-908-9946. Tax return and tax account transcripts are generally available for the current year and the past three years.
- Determine if you are eligible for the EITC and estimate the amount of the credit with the [Earned Income Tax Credit \(EITC\) Assistant](#).
- Visit [Understanding Your IRS Notice or Letter](#) to get answers to questions about a notice or letter you received from the IRS.
- If you received the First Time Homebuyer Credit, you can use the [First Time Homebuyer Credit Account Look-up](#) tool for information on your repayments and account balance.
- Check the status of your amended return using [Where's My Amended Return?](#) Go to IRS.gov and enter [Where's My Amended Return?](#) in the search box. You can generally expect your amended return to be processed up to 12 weeks from the date we receive it. It can take up to 3 weeks from the date you mailed it to show up in our system.
- Make a payment using one of several safe and convenient electronic payment options available on IRS.gov. Select the Payment tab on the front page of IRS.gov for more information.
- Determine if you are eligible and apply for an [online payment agreement](#), if you owe more tax than you can pay today.

- Figure your income tax withholding with the [IRS Withholding Calculator](#) on IRS.gov. Use it if you've had too much or too little withheld, your personal situation has changed, you're starting a new job or you just want to see if you're having the right amount withheld.
- Determine if you might be subject to the Alternative Minimum Tax by using the [Alternative Minimum Tax Assistant](#) on IRS.gov.
- Request an **Electronic Filing PIN** by going to IRS.gov and entering [Electronic Filing PIN](#) in the search box.
- Download forms, instructions and publications, including accessible versions for people with disabilities.
- Locate the nearest **Taxpayer Assistance Center (TAC)** using the [Office Locator](#) tool on IRS.gov, or choose the [Contact Us](#) option on the IRS2Go app and search [Local Offices](#). An employee can answer questions about your tax account or help you set up a payment plan. Before you visit, check the [Office Locator](#) on IRS.gov, or [Local Offices](#) under Contact Us on IRS2Go to confirm the address, phone number, days and hours of operation, and the services provided. If you have a special need, such as a disability, you can request an appointment. Call the local number listed in the Office Locator, or look in the phone book under United States Government, Internal Revenue Service.
- Apply for an **Employer Identification Number (EIN)**. Go to IRS.gov and enter [Apply for an EIN](#) in the search box.
- Read the Internal Revenue Code, regulations, or other official guidance.
- Read Internal Revenue Bulletins.
- Sign up to receive local and national tax news and more by email. Just click on "subscriptions" above the search box on IRS.gov and choose from a variety of options.

**Phone.** You can call the IRS, or you can carry it in your pocket with the IRS2Go app on your smart phone or tablet. Download the free IRS2Go app from the iTunes app store or from Google Play.

- Call to locate the nearest volunteer help site, 1-800-906-9887 or you can use the VITA Locator Tool on IRS.gov, or download the IRS2Go app. Low-to-moderate income, elderly, people with disabilities, and limited English proficient taxpayers can get free help with their tax return from the nationwide Volunteer Income Tax Assistance (VITA) program. The Tax Counseling for the Elderly (TCE) program helps taxpayers age 60 and older with their tax returns. Most VITA and TCE sites offer free electronic filing. Some VITA and TCE sites provide IRS-certified volunteers who can help prepare your tax return. Through the TCE program, AARP offers the Tax-Aide counseling program; call 1-888-227-7669 to find the nearest Tax-Aide location.
- Call the automated [Where's My Refund?](#) information hotline to check the status of your 2013 refund 24 hours a day, 7 days a week at 1-800-829-1954. If you e-file, you

can start checking on the status of your return within 24 hours after the IRS receives your tax return or 4 weeks after you've mailed a paper return. The IRS issues more than 9 out of 10 refunds in less than 21 days. *Where's My Refund?* will give you a personalized refund date as soon as the IRS processes your tax return and approves your refund. Before you call this automated hotline, have your 2013 tax return handy so you can enter your social security number, your filing status, and the exact whole dollar amount of your refund. The IRS updates *Where's My Refund?* every 24 hours, usually overnight, so you only need to check once a day. Note, the above information is for our automated hotline. Our live phone and walk-in assistants can research the status of your refund only if it's been 21 days or more since you filed electronically or more than 6 weeks since you mailed your paper return.

- Call the *Amended Return Hotline*, 1-866-464-2050, to check the status of your amended return. You can generally expect your amended return to be processed up to 12 weeks from the date we receive it. It can take up to 3 weeks from the date you mailed it to show up in our system.
- Call 1-800-TAX-FORM (1-800-829-3676) to order current-year forms, instructions, publications, and prior-year forms and instructions (limited to 5 years). You should receive your order within 10 business days.
- Call **TeleTax**, 1-800-829-4477, to listen to pre-recorded messages covering general and business tax information. If, between January and April 15, you still have questions about the Form 1040, 1040A, or 1040EZ (like filing requirements, dependents, credits, Schedule D, pensions and IRAs or self-employment taxes), call 1-800-829-1040.
- Call using TTY/TDD equipment, 1-800-829-4059 to ask tax questions or order forms and publications. The TTY/TDD

telephone number is for people who are deaf, hard of hearing, or have a speech disability. These individuals can also contact the IRS through relay services such as the [Federal Relay Service](#).

**Walk-in.** You can find a selection of forms, publications and services — in person.

- **Products.** You can walk in to some post offices, libraries, and IRS offices to pick up certain forms, instructions, and publications. Some IRS offices, libraries, and city and county government offices have a collection of products available to photocopy from reproducible proofs.
- **Services.** You can walk in to your local TAC for face-to-face tax help. An employee can answer questions about your tax account or help you set up a payment plan. Before visiting, use the *Office Locator* tool on IRS.gov, or choose the *Contact Us* option on the IRS2Go app and search *Local Offices* for days and hours of operation, and services provided.

**Mail.** You can send your order for forms, instructions, and publications to the address below. You should receive a response within 10 business days after your request is received.

Internal Revenue Service  
1201 N. Mitsubishi Motorway  
Bloomington, IL 61705-6613

The Taxpayer Advocate Service Is Here to Help You. **The Taxpayer Advocate Service (TAS)** is your voice at the IRS. Our job is to ensure that every taxpayer is treated fairly and that you know and understand your rights.

What can TAS do for you? We can offer you free help with IRS problems that you can't resolve on your own. We know this process can be confusing, but the worst thing you can do is nothing at all! TAS can help if you can't resolve your tax problem and:

- Your problem is causing financial difficulties for you, your family, or your business.

- You face (or your business is facing) an immediate threat of adverse action.
- You've tried repeatedly to contact the IRS but no one has responded, or the IRS hasn't responded by the date promised.

If you qualify for our help, you'll be assigned to one advocate who'll be with you at every turn and will do everything possible to resolve your problem. Here's why we can help:

- TAS is an independent organization within the IRS.
- Our advocates know how to work with the IRS.
- Our services are free and tailored to meet your needs.
- We have offices in every state, the District of Columbia, and Puerto Rico.

How can you reach us? If you think TAS can help you, call your local advocate, whose number is in your local directory and at [Taxpayer Advocate](#), or call us toll-free at 1-877-777-4778.

How else does TAS help taxpayers?

TAS also works to resolve large-scale, systemic problems that affect many taxpayers. If you know of one of these broad issues, please report it to us through our [Systemic Advocacy Management System](#).

## Low Income Taxpayer Clinics

Low Income Taxpayer Clinics (LITCs) serve individuals whose income is below a certain level and need to resolve tax problems such as audits, appeals and tax collection disputes. Some clinics can provide information about taxpayer rights and responsibilities in different languages for individuals who speak English as a second language. Visit [Taxpayer Advocate](#) or see IRS Publication 4134, Low Income Taxpayer Clinic List.

## Index



To help us develop a more useful index, please let us know if you have ideas for index entries. See "Comments and Suggestions" in the "Introduction" for the ways you can reach us.

### A

**Active participation** [25](#)

#### Activity:

- Appropriate economic unit [8](#)
- Nonpassive [5](#)
- Trade or business [3](#)

**Amounts borrowed** [25](#)

**Amounts not at risk** [26](#)

**Appropriate economic unit** [8](#)

**Assistance** (See Tax help)

#### At-risk activities:

- Aggregation of [25](#)
- Separation of [25](#)

**At-risk amounts** [25](#)

- Government price support programs [26](#)
- Increasing amounts [26](#)
- Nonrecourse financing [26](#)

### At-risk limits

[24](#)

- Closely held corporation [24](#)
- Loss defined [24](#)
- Partners [24](#)
- S corporation shareholders [24](#)
- Who is affected [24](#)

#### At-risk rules:

- Activities covered by [24](#)
- Exceptions to [24](#)
- Excluded business [25](#)
- Qualified corporation [25](#)
- Qualifying business [25](#)
- Recapture rule [26](#)

### B

**Borrowed amounts** [25](#)

### C

**Closely held corporation** [24](#)

**Commercial revitalization deduction** [4](#)

#### Corporations:

- Closely held [6, 10](#)
- Controlled group of [25](#)
- Personal service [6, 10](#)
- Qualified [25](#)

**CRD** [4](#)

### D

**Deductions, passive activity** [7](#)

**Disabled farmer** [6](#)

**Disclosure requirement** [9](#)

#### Dispositions:

- Death [12](#)
- Gift [12](#)

Installment sale [11](#)  
Partial [9](#)

---

## E

Excluded business, definition of [25](#)

---

## F

Farmer [6](#)

Farm loss [3](#)

Form:

6198 [24](#)

8582 [13](#)

8810 [2](#)

Former passive activity [3](#)

Free tax services [27](#)

---

## G

Grouping passive activities [8](#)

---

## H

Help (See Tax help)

---

## I

Income, passive activity [6](#)

---

## L

Limited entrepreneur [9](#)

Limited partners [6](#)

---

## M

Material participation [5, 6](#)

Modified adjusted gross income [4](#)

---

## N

Nonrecourse loan [26](#)

---

## P

Participation [5](#)

Active [25](#)

Material [5](#)

Passive activity [2](#)

Comprehensive example [12](#)

Disposition [11](#)

Former [3](#)

Grouping [8](#)

Limits [2](#)

Material participation [5](#)

Rental [3](#)

Rules [3, 8](#)

Who must use these rules [2](#)

Passive activity deductions [7](#)

Passive activity income [6](#)

Passive income, recharacterization of [9](#)

Publications (See Tax help)

Publicly traded partnership [3, 9](#)

---

## Q

Qualified person, nonrecourse  
financing [26](#)

Qualifying business, at-risk rules [25](#)

---

## R

Real estate professional [6](#)

Recapture rule under at-risk limits [26](#)

Recharacterization of passive income [9](#)

Reductions of amounts at risk [26](#)

Related persons [25](#)

Rental activity:

\$25,000 offset [4](#)

Active participation [4](#)

Exceptions [3](#)

Phaseout rule [4](#)

Real estate professional [6](#)

Retired farmer [6](#)

---

## S

Section 1245 property [24](#)

Self-charged interest [6](#)

Separate activity [25](#)

Significant participation passive  
activities [10](#)

Special \$25,000 allowance [4](#)

Surviving spouse of farmer [6](#)

---

## T

Tax help [27](#)

Trade or business activities:

Definition of [3](#)

Real property [6](#)

---

## W

Worksheet 1 [13](#)

Worksheet 3 [13](#)

Worksheet 4 [13](#)

Worksheet 5 [14](#)

Worksheet 6 [14](#)

Worksheet 7 [14](#)

Worksheet A [10](#)

Worksheet B [10, 11](#)